

The remarkable Besant-Leadbeater studies in Quantal Clairvoyance (quantal remote viewing) correlate profoundly with the Triadic Rotational Units of Equivalence Quantal models in Triadic Dimensional Vortical Paradigm ^{a b}

Vernon M Neppe MD, PhD, FRS(SAf) ^c, Surendra Singh Pokharna PhD ^d, and Edward R. Close PhD, PE ^{e f}

^a We gratefully acknowledge the Exceptional Creative Achievement Organization (ECAO.us), who hold copyright, and Brainvoyage.com for permission to publish this article. ©. This article should not be reproduced without their permission. Contact e-mail: psyche@pni.org

^b Citation: Neppe VM, Pokharna SS, Close ER: The remarkable Besant-Leadbeater studies in Quantal Clairvoyance (quantal remote viewing) correlate profoundly with the Triadic Rotational Units of Equivalence Quantal models in Triadic Dimensional Vortical Paradigm *IQ Nexus Journal* 11: 3, V1 5-72, 2019.

^c Vernon M. Neppe MD, PhD, Fellow Royal Society (SAf), DFAPA, DPCP (ECAO), DSPE; and Edward R. Close PhD, PE, DF(ECAO), DSPE. Pacific Neuropsychiatric Institute, Seattle; and Exceptional Creative Achievement Organization. For perspective, Prof. Neppe is a Behavioral Neurologist, Neuropsychiatrist, Neuroscientist, Psychopharmacologist, Forensic specialist, Psychiatrist, Phenomenologist, Neuroscientist, Epileptologist, Consciousness Researcher, Philosopher, Creativity expert, and Dimensional Biopsychophysicist. His CV includes 11+ books, 2 plays, 750+ publications, 1200+ invited lectures and media interactions worldwide (<http://www.vernonneppe.org/about.php>).

^d Surendra Pokharna, PhD (Physics), Science and Spirituality Research Institute, Ahmedabad and Bhagawan Mahavira International Research Center (BMIRC), Jain Vishva Bharati Institute (JVBI), Ladnun, Nagaur; Rajasthan. Former scientist, Indian Space Research Organization (ISRO). This work was initially supported for Dr. Pokharna by the fellowship awarded by the Indian Council of Philosophical Research (ICPR). The authors are also grateful (alphabetically) to Prof. Paras Agarwal, Prof. Narendra Bhandari, Dr. S M Bhandari, Dr. B. Bhandari, Dr. Rajmal Jain, Prof. Kumar Bhatt, Shri N L Kachhara, Dr. Shri C V K Maitryaji, Prof. M V Murthy Dr. Shailesh Nayak, Dr. R M Pandya, Jagat Pokharna, Prof. A R Prasanna, Prof. Saurabh Rindani, Prof. Sisir Roy, Dr. Shri Harish Seth, Dr. Sudhir Shah, Prof. B V Shreekantan, Dr. M R Shrinivasan, Prof. K P Sinha, Dr. C Sivaram, Dr. Prabhu Das Thakker, Dr. Rajni Upadhyay, Dr. Umang Pareekh, Prof Achinta Yagnik, for help and encouragement in the original Dr. Pokharna Besant —TDVP research where the data incorporated mainly the 3S-1t domain.

^e Dr. Edward Close PhD, PE, DF (ECAO), DSPE, is a Physicist, Mathematician, Cosmologist, Environmental Engineer and Dimensional Biopsychophysicist. *Transcendental Physics* is one of Dr. Close's 9+ books. (www.erclosetphysics.com). *Reality Begins with Consciousness: A Paradigm Shift That Works* is co-authored with Dr Vernon Neppe and together they received the Whiting Memorial Prize in 2016 for their contributions.

^f This paper has gone through multiple peer reviews. We particularly value the remarkable comments of Adrian Klein (Dimensional Biopsychophysicist), the many stimulating ideas of Joseph Slabaugh (Physics) and the complex structural challenges overcome by Jacqui Slade (English Editor). We further extend much appreciation for their assistance (alphabetically) to Manohar Lal Kalra (Physicist), Neil McNeill (Parapsychologist), Judith Milner (Psychiatrist), Markand Oza (Statistician), Chaitnya Pragma (Philosopher), Stan Riha (Editor), Stephan Schwartz (Consciousness Researcher), Dale Sobotka (Psychiatrist), Jessica Utts (Statistician in Consciousness Research), Suzan Wilson (Psychologist).

Neppe V, Pokharna S, Close E. Besant- Quantal Clairvoyance. *IQNJ*. 2019, 11: 3, 5-72. 200706 V10.43 5

Table of Contents

The remarkable Besant-Leadbeater studies in Quantal Clairvoyance (quantal remote viewing) correlate profoundly with the Triadic Rotational Units of Equivalence Quantal models in Triadic Dimensional Vortical Paradigm ^g

Vernon M Neppe, Surendra Singh Pokharna, and Edward R. Close 5-72

- Table of contents. 6
- Abstract and Keywords. 7-8
- Background to the Besant-Leadbeater data: Chapter 1. 9-11
- The Key History of the Besant et al Research: Chapter 2. 13--18
- Data relating to the prior models of the Besant-Leadbeater data before Quantum Units analyses: Chapter 3. 19-23
- The actual Besant et al evaluations (the 3S-1t data): Chapter 4. 24-30
- Solving the data puzzle: Moving to 9 dimensions in the Besant-Leadbeater puzzle: Chapter 5 31-35
- Formal statistical analysis of to the Besant-Leadbeater data: Chapter 6. 36-42
- Explaining the Besant Anu and Quantum Unit Data: Chapter 7 43-51
- The newest of the 10 psi protocols: Introducing Quantum Remote Viewing Clairvoyance: Chapter 8 52-56
- Key Summation to the Besant-Leadbeater-Neppe-Close TDVP correlation: Chapter 9. 57-58
- References to the Besant et al studies: Chapter 10. 59-72

^g Based on a question received about the 'best-fit' technique being applied and the remarkable almost integral Pearson correlation coefficient, we clarified this abstract that was originally published here on 19083122. V10.33 to 210706 . V10.43. *The data was never manipulated: It was the same as it had always been.* We wanted objectively to observe the best dimensional result, but the 'best-fit' was not necessarily going to turn out best with a 9-dimensional model. Effectively, we wanted to observe by trial and error what the best results would be but it could technically be any number of dimensions (because there were no other equations to do this). The Besant results were calculated as for the regular physical 3S-1t model. It produced good results roughly *unidirectional* 8.8% with nucleons. We had postulated that a 9 dimensional quantal volumetric model should be more accurate for the data generated because this reflected our 'real' existing not experiential reality. *We could have just examined the data applying a 9D measure, but we did not want to be restricted to 9D.* Maybe it was best at 10D or 11D or 8D or 25D or just with 3S-1t or maybe it would have made no difference or would even produce results worse than the 8.8% in 3S-1t? We therefore painstakingly did a *best-fit analysis*.

It turned out that the best-fit results were the same that we would have anyway have calculated with a 9D volumetric model. This groundbreaking result proved the Besant -Leadbeater results were real, profoundly proving that psi is real. The surprise was that the Pearson correlation coefficient turned out to be almost one. This means we can now definitively say that clairvoyant quantal remote viewing is real and as this is a form of psi, psi is proven. We also proved that the 9D finite volumetric hypothesis was real. That further strongly supports the Triadic Dimensional Vortical Paradigm (TDVP) particularly given the almost 1 correlation: That was not a chance result. (If it had been not 9D that was best, but another dimensional model, that would have contradicted TDVP and 9D volumetric research). The actual result reflects *one of the most amazing correlations in the history of scientific endeavor*. We expected the analysis would result in a strong correlational fit, but that allowed room for error. Here it is definite. The proposed 9D model is almost perfect as reflected by the astonishing correlation. We were not surprised because our work with the Cabibbo angle and with several other measures had already mathematically proven the 9D quantized volumetric model and in so doing the Triadic Dimensional Vortical Paradigm. This was a replication. It also suggested that our current physicalist materialist 4-dimensional paradigm appears incomplete. (210706).

Abstract

During the period 1895 to 1932, theosophists Annie Besant and Charles Leadbeater claimed to clairvoyantly visualize data on tiny quantal particles called ‘anu-s’. They scored the number of ‘anu-s’, the smallest particles in each of all the (then known) 92 elements of the Periodic Table. The Besant et al published anu data made little sense until Pokharna in 2018 recognized that they might correlate with the Neppe-Close Triadic Dimensional Vortical Paradigm (TDVP) and Triadic Rotational Units of Equivalence (TRUE) quantum unit scores for nucleons.

When examined relative to our living 3S-1t usual physical state, the variation was found to be unidirectional with the spread of data close—10.94% when including electrons, and, more correctly, 8.80% without electrons. This is more appropriate because Besant was not describing electrons just nucleons—protons and neutrons. Both these 10.94% and 8.80% are still somewhat remarkable figures, but could not explain why this unidirectional variation was still as large as that. It was a puzzle that required a solution. But how to start?

In this paper, we recognized the need for adjusting to a 9-dimensional perspective, because the TDVP model involves 9 quantized finite dimensions and 3S-1t is just one incomplete physical component. To solve this we could have just calculated the 9-dimensional volumetric data hypothesizing a better match, but we would not have known if that were the best available result. Instead, we tested for the dimensional ‘best-fit’ increasing by trial-and-error the proportion of anu-s. The best-fit measure turned out to be exactly 9.0% added to the original Besant Anu scores. We added this 9.0% correction to the anu-s scores of 91 elements—Elemental ¹Hydrogen does not have a neutron and so had to be excluded. The resulting average difference was 0.0080 and the standard deviation 0.016374. This reflected a normally distributed population score. The Pearson-r correlation coefficient is 0.9996. Tables do not appear to exist for such extreme outliers in standard deviations, but this amazing Pearson-r correlation of 0.9996 legitimately might exceed a probability value ($p <$) far beyond one in a trillion and it could even project graphically to one in a septillion. The specific 9.0% correction figure we think is serendipitous, as we tested numerous figures (including e.g., 9.1% and 8.9%). The 9% appears unrelated to the ultimate finding of a 9-dimensional model.

Interestingly, Besant et al applied a meditation technique called ‘anima siddhi’ and claimed to acquire the data through Consciousness. Perhaps importantly, in the (9- dimensional volumetric finite) TDVP (Triadic Dimensional Vortical Paradigm), the higher dimensions include the key dimensional domains of Consciousness, and this might play an important role in this data,

This result adds this ‘Quantal (Remote Viewing) Clairvoyance’ phenomenon to the 9 previously described 6-sigma parapsychological categories. It appears to

be the strongest data ever, not only statistically, but because the scores are largely irrefutable based on long previously published materials that made no sense until the discovery of TDVP. Everything in TDVP is quantized, and TDVP results are empirically demonstrated: TRUE calculations are exactly equal to the normalized Large Hadron Collider (LHC) data with electrons scoring as 1, protons as 1836 and neutrons as 1839 so that any non-quantal hypotheses appear incorrect. Nevertheless, 6 of the 91 individual elements varied, though only slightly, in their results from the 85 other elements. These variations are small — between 2.5% and 5.2%— and the differences hypothetically could be explained by stable long-life common isotopes that might have appeared during several ‘clairvoyant’ readings of the same element. Of these elements, two varied negatively, four in a positive direction, supporting the 9.0% trial and error figure being a very close correction approximation one could get to (an r of 0.9996 is astonishing anyway). A scatter-gram plot also illustrates the almost linear correlation.

With respect, this paper more than any other in the history of Consciousness Research, provides indisputable data for psi. The data is not only profoundly statistically significant— apparently more than any other research ever before performed in the area— it is truly unmeasurable possibly beyond the one in a billion-billion probability, with correlation coefficients approaching one. It also describes the never-before proven phenomenon of Clairvoyant Remote Viewing. Additionally, it has major implications for ‘Consciousness’ which may be functioning at the higher dimensional levels (e.g. Dimensions 7 to 9) based on TDVP theory. The results, in addition, appear to be fraud-proof because the Besant data has been available in published form for a century, the correlation with the Neppe-Close Triadic Dimensional Vortical Paradigm (TDVP) applies well-established statistical method, and TDVP data has been previously mathematically proven, is 100% replicable, and TRUE quantal unit scores definitively empirically validated. We must recognize the physical 3S-1t domain that we experience as part of our multidimensional, likely 9D, spectrum existence. Anu-s in Quantal Clairvoyance must apply in the 9D- TDVP-TRUE context.

For convenience, this paper is divided into 10 chapters, as if it were a short book, so that readers can more conveniently appreciate its content.

Key-words

3S-1t, 9-D, anima siddhi, anu, Besant, clairvoyance, Close, consciousness, dimensions, electrons, elements, Jainism, Leadbeater, Murphy, Neppe, neutrons, nucleons, Phillips, Pokharna, protons, quarks, quantal clairvoyance, quantal units, quantal clairvoyance, quantal remote viewing, sigma, theosophy, TDVP, Triadic Dimensional Vortical Paradigm, Triadic Rotational Units of Equivalence, TRUE.


Background to the Besant-Leadbetter data: Chapter 1

Vernon M Neppe, Surendra Pokharna, Edward Close

In 1919, two famous early theosophists, Annie Besant and Charles Leadbetter, produced a largely forgotten 81 page manuscript *Occult Chemistry*¹. This was based on research by Besant and co-workers particularly around 1908, but extending from 1895 to 1919^{1; 2}. Applying the techniques of Patanjali's *Yoga Sutra*³ involving the so-called *Anima Siddhi*, Besant et al learnt to apply a unique kind of 'remote viewing clairvoyance'. This involved visualizing all the atoms listed in the Periodic Table of the Elements that had been discovered by that time (92). Furthermore, they even described the finer structure of atoms. Besant et al applied rigorous study criteria.



Annie Besant
1847-1933 (Wiki)



Charles Leadbetter
1854-1934 (Wiki)

A brief history after the initial Besant et al work

Besant et al's^{1; 2} descriptions could be regarded as equivalent to what was described later independently as 'quarks'^{4; 5; 6; 7; 8} by Gell Mann^{9; 10},^{6; 7; 8}; and Zweig in 1964¹¹ and their constituents.

Quarks are subatomic particles carrying a fractional electric charge, postulated as building blocks of the hadrons. Quarks have not been directly observed, but theoretical predictions based on their existence have been confirmed

experimentally. Most stable matter is made from protons (which have 2 up-quarks and 1 down-quark) and neutrons (with 2 down-quarks and one up-quark) There are four other kinds of quark but they are not stable and only exist in the pool of theoretical substances—chemical soup.^{12; 13}

Phillips

Their work was much later analyzed in detail by the London physicist Stephen Phillips in 1995¹⁴. Dr. Phillips pointed out that their finding could be possibly clairvoyance. Phillips's contributions in the area are well-informed, but the time context was long before TDVP^{15; 16; 17} and TRUE^{18; 19} were developed, limiting his interpretations to the knowledge at the time. Moreover, a Yale Chemistry group in 1999 rejected this work out of hand and this rejection appeared logical at that time, as this was before the figures produced could be validated and so the data largely looked like junk—the data did not seem to correlate with anything known.²⁰

Pokharna

Thereafter, Pokharna^{21; 22} examined the work of Annie Besant and coworkers and its detailed analysis by Stephen Phillips^{14 23} and, to a degree, the work of Jainism^{21; 22; 24}.

The difference is that by the time of Pokharna's reanalysis ^{21; 22}, Neppe and Close had described their Triadic Dimensional Vortical Paradigm (TDVP) ^{15; 16; 17} and particularly Triadic Rotational Units of Equivalence.^{18; 19; 25; 26; 27} That allowed for analysis of data based on published material and explaining what looked like illogical figures into some remarkably correlative data.

Moreover, Pokharna's 3S-1t recognition led Neppe to recognize the Besant et al data should be converted to a multidimensional model. This is recognized in this paper for the first time.

Fundamental terms in this Besant research ^{1; 2}: Quantum units, Dimensional Biopsychophysics, Anima Siddhi, Theosophy and Meditative States

Based on the known 'particle soup' data^{12; 13}, Close and Neppe applied normalization of scores to two stable enduring quarks in their mass-energy equivalents²⁸ so as to be able to more easily quantitate them and compare them.²⁹ Therefore, they based the data on up-quarks and down-quarks with respect to the mass-energy of the electron³⁰. They defined the basic unit of mass and energy, known as the Quantum Unit. within the concept of their Triadic Rotational Units of

Equivalence—TRUE).^{18; 19; 25; 26; 27} They calculated how by normalization of masses of quarks with respect to the mass of an electron and defined a quantum unit of matter as the mass of an electron^{27; 28; 30; 31}. This is an important way to rigorously extend concepts in particle physics^{32; 33; 34; 35; 36; 37} and Dimensional Biopsychophysics^{38; 39}.

Anima Siddhi is the ability to reduce one's consciousness to the smallest possible size. This siddhi offers the practitioner the practical knowledge and understanding of the most delicate interconnections of matter, space and energy, and consciousness, and the ability to manipulate them. A particularly controversial aspect associated with this siddhi is the alleged ability to control the density of an object or one's body.⁴⁰

The process of clairvoyance appears to be a reality and also anima siddhi might be a big concept worth exploring further for providing knowledge of matter and its ultimate constituents.

Theosophy involves several philosophies maintaining that a knowledge of God may be achieved through spiritual ecstasy, direct intuition, or special individual relations. The formal movement was founded in 1875 as the Theosophical Society by Helena Blavatsky and Henry Steel Olcott⁴¹.

Meditation is closely allied to these concepts and include a large subgroup of other ways to communicate through altered states of consciousness. There are many different meditation techniques that could theoretically accentuate clairvoyance. Mediation is particularly prevalent in the East, sometimes involving prayer, as in Hinduism, Buddhism and in Jainism^{22; 42; 43; 44}. All of these induce altered states and in the Judeo-Christian context the equivalent might be Kabbalic mysticism^{42; 45; 46; 47; 48; 49; 50; 51} which involves both active and passive meditation. These different induced altered states have become very common. As an aside, one of the co-authors, Dr. Edward Close, is one of those rare Westerners who has achieved a high level of mastery in yogic meditation methods, and has written about his experiences in his *Book of Atma*.⁵²

Anu is the term used for the smallest particles in existence. In the Besant research they examined the anu scores of each of the 92 periodic table elements known at the time.^{1; 2} Anu is a Hindi term describing a minute part or portion of matter; a morsel; a little bit; an atom or even smaller particles.

ESP and clairvoyance. Fundamental to the Besant work^{1; 2} are terms relating to apprehension of objects, others and events and information. We generally classify these under the fabric of extrasensory perception (ESP)^{14; 23; 53; 54; 55; 56} although newer terms⁵⁷ like Neppe's delta-apprehension⁵⁴, Dossey's non-locality^{58; 59} in the parapsychological context^{60; 61}, Neppe's relative dimensionality and relative non-locality,^{62; 63; 64; 65} and Schwartz's use purely of non-locality⁶⁶ are logical. This is particularly so if we use the 'information' model^{67; 68} and just argue this is 'psi' and not cybernetically afferent psi or for that matter, central psi or efferent psi (also, called psychokinesis).

A subtype of all these terms is clairvoyance involving communication of some kind of mind or self with objects or events. The Besant work can be described as a specific kind of Clairvoyance which Besant^{1; 2} and later Phillips^{14; 23} use in a non-descript fashion, but which Neppe is now calling Quantal Clairvoyance. Alternatively, because this involves some kind of viewing not so much at a distance or across time, this is to the microscopic or quantal level. We could therefore also call this Quantal remote viewing or even remote viewing clairvoyance.

The initial Pokharna et al research^{21; 22} on the Besant data^{1; 2} implied an exploratory approach with likely extensive further discussion among scholars from fields of science, philosophy, religion, spirituality and interdisciplinary studies.

A new formalism in science is required which starts by assuming finite reality to consist of discrete units at very fundamental level.

The Key History of the Besant et al Research: Chapter 2

Vernon M Neppe, Surendra Pokharna, Edward Close

Historically, as early as 1895 (but mainly from 1905-1932), Annie Besant and some of her coworkers at the Theosophical Society² claimed to have actually “seen” constituents of the Hydrogen atom and the atoms of 91 other elements known at that time with atomic numbers 1 to 92 through clairvoyance.^{1; 2}

Besant et al found that the Hydrogen atom consisted of 18 constituents known as *Anu*.¹ An ‘anu’ is the name of the smallest physical particle of matter in Hinduism. The group of *anu-s* are interconnected and the groups themselves are having motions of different types. This group of six spheres is surrounded and enclosed in a shell, surrounded by some type of matter.

Interestingly, much more than a half century later, Saul-Paul Sirag⁶⁹ and later Edward Close⁷⁰ showed the triadic nature of quarks and there are six stable quarks in the neutron and proton of Deuterium, ²H.

Hydrogen:

For the hydrogen atom, they ‘saw’ six subgroups of three, each distributed into two triangular structures inside the circles which are actually spheres and are in constant motions of different type, resembling vortices.

Besant et al applied constituents of the atoms of several elements through clairvoyance, by a technique they developed from 1895 to 1932 through the *anima siddhi*. This is how they found that the Hydrogen atom consisted of 18 constituents known as *Anu* (the smallest, ultimate material particle) grouped in six subgroups of three, each grouped in two triangular structures. The circles in 2-dimensions are actually spheres and are in constant motions of different types, but group of *anu-s* are interconnected and the groups themselves are having motions of different types.

We provide an example of a page from the Besant Leadbeater book. All pictures and diagrams in this paper are derived from *The Project Gutenberg E-book of Occult Chemistry*.⁷¹ In this page, Yttrium (³⁹Y) and Nitrogen are discussed (p45).

Figure 1: Yttrium (^{39}Y) and Nitrogen as examples of the Besant-Leadbeater work. (p45)

The central globe presents us with two tetrahedra, recalling one of the combinations in gold (see Plate VII *d*), and differing from that only by the substitution of two quartets for the two triplets in gold.

One funnel of yttrium contains exactly the same number of atoms as is contained in a gaseous atom of nitrogen. Further, *a*, *b*, and *d* are all nitrogen elements. We put on record these facts, without trying to draw any conclusions from them. Some day, we—or others—may find out their significance, and trace through them obscure relations.

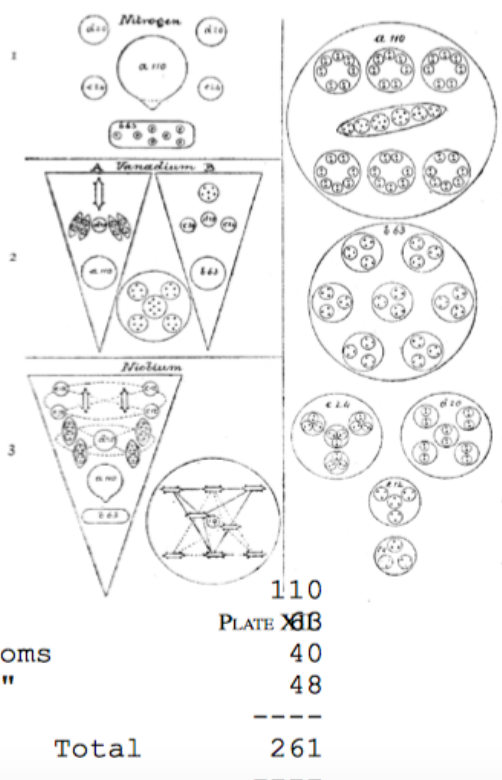
YTTRIUM: 6 funnels of 261 atoms	1566
Central globe	40

Total	1606

Atomic weight	88.34
Number weight 1606/18	89.22

The corresponding negative group, of nitrogen, vanadium and niobium, is rendered particularly interesting by the fact that it is headed by nitrogen, which—like the air, of which it forms so large a part—pervades so many of the bodies we are studying. What is there in nitrogen which renders it so inert as to conveniently dilute the fiery oxygen and make it breathable, while it is so extraordinarily active in some of its compounds that it enters into the most powerful explosives? Some chemist of the future, perhaps, will find the secret in the arrangement of its constituent parts, which we are able only to describe.

NITROGEN (Plate XII, 1) does not assume the cubical form of its relatives, but is in shape like an egg. Referring again to our 1895 investigations, I quote from them. The balloon-shaped body (see 4 *a*) floats in the middle of the egg, containing six small spheres in two horizontal rows, and a long ovoid in the midst; this balloon-shaped body is positive, and is drawn down towards the negative body *b* (see 4 *b*) with its seven contained spheres, each of which has nine atoms within it—three triads. Four spheres are seen, in addition to the two larger bodies; two of these (see 4 *d*), each containing five smaller globes, are positive, and two (see 4 *c*) containing four smaller globes, are negative.



Data relating to the prior models

The mere fact that, for example, a cluster of three *anu-s* appears in six different ways in one element suggests some conceptual similarity of the *anu-s* with the way quarks are clustered, as the stable up-quarks and down-quarks, also, appear in groups of three in protons and neutrons. These make up 18 Anu-s. A similar concept is found in the TDVP model indicating that the Hydrogen atom has 18 quantum units.

There is a *prima facie* agreement between the two models: that of Besant, based on clairvoyance, and TDVP, based on principles of physics. It might imply that clairvoyance (and the technique used *anima siddhi*) is a realistic technique by which structures at the quantal level might be seen.

Pokharna noted that the key to the correlation of Anu-s with TDVP is in the quarks which are parts of the elementary structure of the protons and the neutrons (the ‘nucleons’).⁷²

Applying simple quantum theoretical models everything is integral (Table 2A)^{25; 73}: Applying the mass based on rest mass in mega-electron-volts and velocity of light in meters/second may appear to be complex derived quantities like 2.01 (up-quark), 4.79 (down-quark) and 0.51 for electrons, when normalized with the electron being one, the resulting figures are 3.94, 9.37 and 0.51 respectively.²⁸ But the basis of the Triadic Dimensional Vortical Paradigm is that nature is quantized following on Planck’s ideas of everything being quantized.^{74; 75; 76; 77}

Table 2A. Rest masses of constituents of Hydrogen atom: proton (two quarks) and electron and their normalized rest masses

Constituent	Number	Rest Mass in Mev/c ²	Normalized mass	Quantum Equivalent Units
Up quark	1	2.01	2.01/0.51 =3.94	4
Down quark	1	4.79	4.79 / 0.51 =9.37	9
Electron	1	0.51	0.51/0.51= 1	1
Mev=Mega-electron-volts and c is velocity of light in meters /second				

Therefore there is an integral nature of the up quark (converted to 4), the down quark to 9 and the electron to 1. Whereas this could have been initially speculation, based on repeated correct calculations it is correct.²⁷ This led to the application of the Close Calculus of Distinctions⁷⁰ and applying it further, the Close -Neppe

Calculus of Dimensional Distinctions^{78; 79} which recognizes the key application of integrals in the nature of reality. Close and Neppe have applied these ideas and recognized how fundamental CODD is to our reality and this has been the major mathematical technique in Triadic Dimensional Vortical Paradigm.³⁰

Through the studies carried out in the Large Hadron Collider^{80; 81} and other sources, the masses of electron, up-quark and down-quark were calculated, respectively at 0.511 Mev/c², 2.01 Mev/c² and 4.79 Mev/c². If the mass of the electron is taken as 1 then dividing the latter masses of two quarks by this value 0.51 and making the result equal to the nearest integer, one finds mass/energy values as 4 (up quark) and 9 (down quark). These values of 4 and 9 are treated as multiples (integers) of the smallest quantum volume required to generate a stable proton. (As in Table 2A).

As a proton has two up quarks and one down quark, their total normalized mass/energy values in whole numbers is 17 (=4x2 + 9). Neutrons reflect one up quark and two down.

Thus for the proton, a value of 17 is the normalized mass and energy. By similar analysis the mass and energy values for the neutron has been found to be 22. For Hydrogen if this value for the proton is combined with normalized mass/energy value of 1 for the electron then one finds a total value of 18 for hydrogen.^{25; 82}

Hydrogen does not have a neutron (as in Table 2B) with the total rest mass of Hydrogen then being 18.

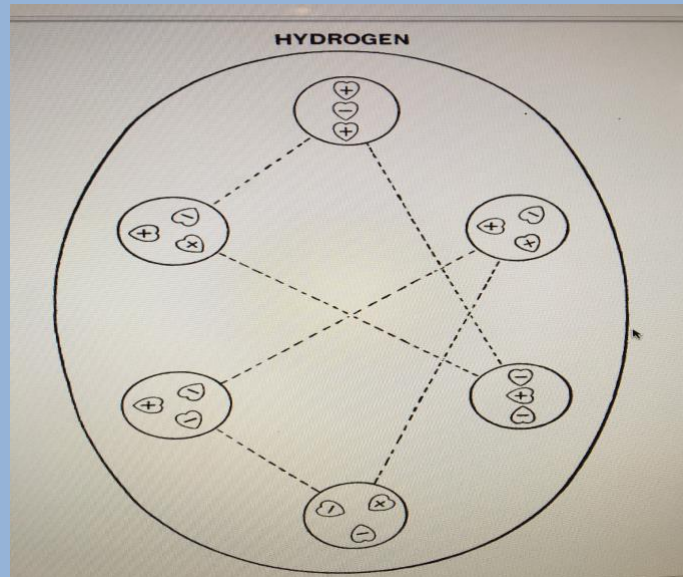
Effectively, this means that one is comparing the previously strange *anu* scores which did not seem to be relevant prior to TDVP, with quantal bases of Triadic Rotational Units of Equivalence^{18; 19; 26; 27; 83} from the Triadic Dimensional Vortical Paradigm (TDVP)^{15; 16; 17; 32}.

The number of mass/energy units for the hydrogen atom are 18 (17 coming from proton and one from electron). These 18 are, therefore, the smallest quantum units—the total number of *anu* in the Hydrogen atom.

In the Besant model^{1; 2}, *Anu* represents the smallest physical unit in this model. Hence physically these two entities are similar. This agreement originally led Dr. Pokharna to examine the basic unity at a very fundamental level in these two models²¹.

In Figure 2, Besant described six large spheres and 18 small spheres (Anu-s) in the Hydrogen atom. These appear triadic. Triads (threes) are fundamental in TDVP (indeed, the name is *Triadic* Dimensional Vortical Paradigm).

Figure 2: The Hydrogen atom as conceptualized by Besant's anu-s.



¹ Hydrogen has only 1 proton and no neutron. The absent neutron therefore excludes Hydrogen-1 (Protium) from the analysis we have performed in this paper, but ironically this initial data was Pokharna's initial clue that something correlative between TRUE and Anu was happening.

Table 2B: Exact structure of Hydrogen atom and its normalized rest mass

Constituents	Number	Total normalized rest mass
Up Quarks	2	8
Down Quark	1	9
Electron	1	1
Total rest mass of Hydrogen	1	18

Other elements

All other elements have protons and neutrons and the nature of this comparison is Besant's Anu scores with the Quantal Unit scores of the nucleons in the elements,

Quarks could also have some fine structures which were visualized through Besant et al's clairvoyance. They recorded *anu* scores for the "seen" structures of all elements available at that time (91 of the 92 atomic number elements ranging from Hydrogen and up to Uranium). This reflects remarkable agreement between the number of *anu* and number of quantum units (QU) found for atoms of ninety elements in the early analysis. Besant subdivided the structures into six different divisions, viz. spike, dumb-bell, tetrahedron, cube, bars and star, not further discussed here. Details are available in the Besant and Leadbeater book¹ with very beautiful symmetric designs.

In the previous work of Pokharna et al,²¹ the researchers compared *anu-s* and quantum units initially for the first 20 elements of the periodic table. The Quantum Units for an element is computed from their number of protons (p), neutrons (n) and electrons (e) in the atom, taking p=17 QU, n= 22 QU and e= 1 QU. A difference parameter was defined for an atom of an element as follows: Percentage Difference for an atom of an element = (Number of quantum units -Number of anu)X100 / Number of quantum units. In the previous work of Pokharna et al, the researchers compared *anu-s* and quantum units initially for the first 20 elements of the periodic table. The Quantum Units for an element is computed from their number of protons (p), neutrons (n) and electrons (e) in the atom, taking p=17 QU, n= 22 QU and e= 1 QU. A difference parameter was defined for an atom of an element as follows: Percentage Difference for an atom of an element = (Number of quantum units -Number of anu)X100 / Number of quantum units.

Data relating to the prior models of the Besant-Leadbeater data before Quantum Units analyses: Chapter 3

Vernon M Neppe, Surendra Pokharna, Edward Close

There are other major data sets that previously would have seemed worthless. It would be like clairvoyantly showing 3-dimensional pictures of the lung 100 years ago, and then confirming them slightly with first X-rays and then MRI and Ultrasound. Would a researcher in 1850 have regarded that ‘clairvoyance’ as illogical nonsense? Today such a speculative result may turn out 100% accurately. This was so in the famous chess game of ‘Maróczy’ vs Korchnoi, where it required computerized analyses to fit the data properly.^{84; 85} Until then it could not have been calculated. Retrospectively, it would also be so in the so-called Rosemary Xenoglossy⁸⁶ where results only became more legitimate once ancient Egyptian in the correct dynasty were analyzed.

A London physicist, PhD author, Stephen Phillips in 1995^{14; 23} wrote two lengthy documents that strongly supported the possibility of viewing quarks and even their sub-parts through clairvoyance, as claimed by Annie Besant and her coworkers. He then tried to fit in his model of sub-quarks (also known as ‘omegons’) in that. However, in the retrospectoscope, based on the period 2011-2019, applying TDVP principles, and realizing the need for quantization, omegons (subquarks) as a physical tiny structure should not exist in the finite as structures. This is because they would contradict all of what we know about quanta and the data on TDVP. TDVP has been repeatedly proven through the correct LHC correlations; quantal corrections to 9 dimensions; the life elements in the macro-world; the link up of gimmel; and Triadic Rotational Units of Equivalence with Dark matter and dark substances.

But technically, we might now be referring to ‘subquarks’ or ‘omegons’ as equivalent to or, at least having some resemblance to the up-quarks and down-quarks because both the Besant drawings and the quarks in protons and neutrons are triadic in number. There are other ways to interpret this: Phillips was calling these ‘particles’ ‘subquarks’ because TDVP integral quantization had not yet been definitively demonstrated; alternatively, the discovery in Triadic Dimensional Vortical Paradigm of gimmel might be related; or areas that were regarded as ‘particles’ below the level of the quantized quarks could have been portions of the never-ending infinite continuity. We might never know what was being

clairvoyantly perceived, but this is just an attempted amplification of history not of scientifically cogent fact today.

It is likely Besant was portraying single atoms only of each element as the two that Phillips interpreted do not appear to have cogent data. Nevertheless, the Besant et al data as drawn is remarkable. Alternatively, these subquarks could be regarded as ‘subquantal’. Neppe and Close have repeatedly emphasized this exists but likely in the infinite continuity not as subquantal particles, as argued by Klein and Boyd^{87; 88}. Alternatively Neppe-Close have pointed out that such concepts may be a third substance attached to all stable particles, and that is *gimmel*^{89; 90; 91} which has specific scores for each substance but derives likely from the infinite.^{17; 62; 63; 92; 93; 94; 95; 96}

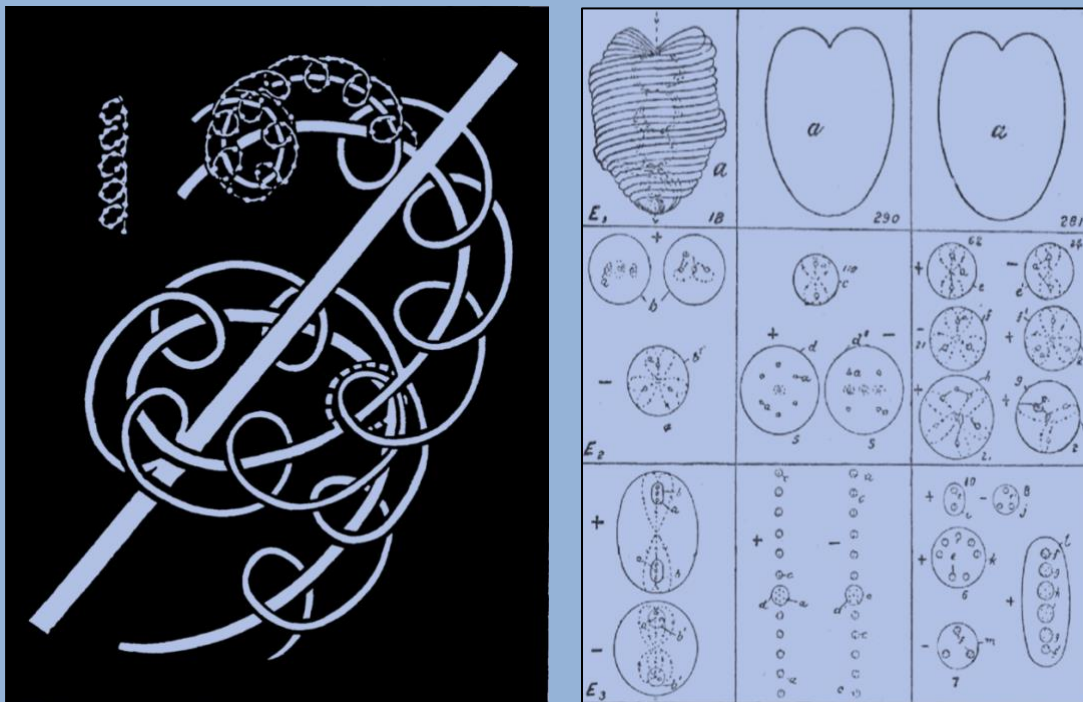
Brendan Murphy^{97; 98} is an artist and book-author on science and spirituality, but he, too, supported the Besant work and the Phillips analysis. Contrast this with the work of the Yale chemists²⁰ who negated it. But in all these instances, the TDVP data and actual figures that correlate are unavailable. But the Phillips, Murphy and Yale comments preceded the quantum unit TDVP calculations. However, it introduces the area of vortices and strings. We examine those briefly. What were described as ‘vortices’ in Diagram Series 2 sometimes appears rotated in another direction.

To Phillips, the strings of the *anu-s* are the similar to those which scientists have started visualizing some 60 years later through string theories and superstrings theories¹⁴. Even Phillips^{14 23 (p 509)} writes that ‘this prediction of the author’s model may remain valid despite the latter’s wrong prediction of the number of quark generations and its incompatibility with superstring theory, which is based upon a unified gauge symmetry group of lower rank.’ This is based on the many theories of strings.^{99; 100; 101; 102; 103} TDVP was unavailable at the time that Phillips was writing about these factors but their visualization involved diagrams of vortices which are fundamental to the Neppe-Close Triadic Dimensional *Vortical* Paradigm.^{15; 16; 17; 104} (Figure 3)

The *anu* descriptions were also amplified by Besant et al apparently by applying more concentrated focus. The components were found to be consisting of vortex-like structures having apparently 10 string-like structures, but interwoven in complicated way. Figure 3A and the linked Figure 3B diagrams, for example, reflect the representations are 2-dimensional diagrams. Hundreds of diagrams are published in their book *Occult Chemistry* depict groups of ‘ultimate physical atoms’ bound by string-like “lines of force.”^{14 (p 514)}

To Neppe^{105; 106; 107; 108} and Close together¹⁰⁹, having formulated TDVP with vortices being an essential component, these descriptions resemble dynamic moving vortices with threes and at times up to 7 smaller rotations and these would potentially fit their description of vortices in their Triadic Dimensional Vortical Paradigm model¹⁰⁹.

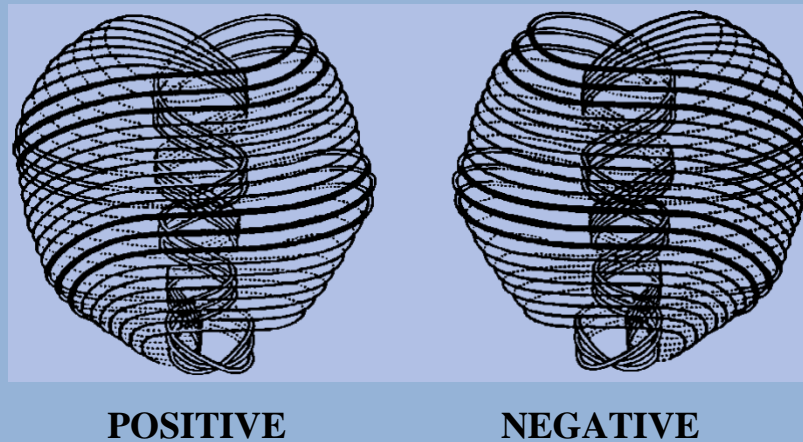
Figure Series 3A “Vortices” on left (P20), varying structures including subdivisions on right (P8)



Vortices subquarks and strings: important aside comments

Besant and Leadbeater¹ describe how these whorls (which look like vortices to us) consist of 10 separate, non-touching, closed curves, or "whorls," three of which ("major whorls") appear brighter and thicker than the other seven "minor whorls." ... "The whorls spiral side by side around the surface of a sphere."^{14 23 (p 5497)} In (Neppe and Close) TDVP, a great deal including quarks are in threes ('triads) and spirals (vortices).

Figure 3A: Whorls which spiral clockwise ‘positive’ and ‘anticlockwise’ (‘negative’)

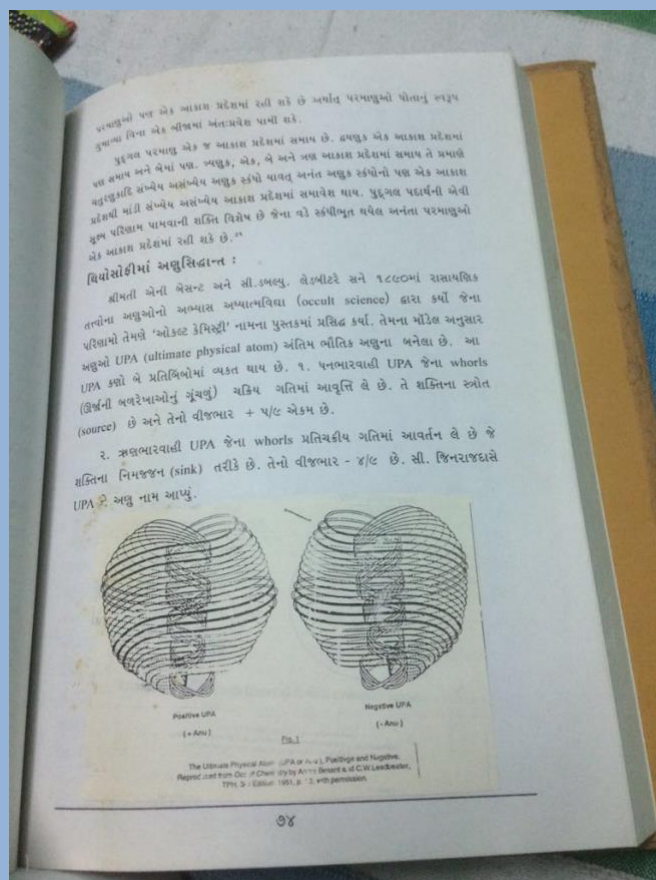


The diagrams in Besant et al, suggest two directions of rotation. Interestingly such descriptions are important pharmacologically as many active drugs are ‘levorotatory’ compared with inactive ones that are ‘dextrorotatory’.¹¹⁰ This is fundamental and extends to amino-acids.¹¹¹ This is so much so that in biology, concepts of life are linked with these rotations which effectively are vortical movements and through TDVP¹⁰⁹ we would hypothesize^{112 113; 114; 115} possibly with the infinite continuity also involved⁹⁶ as part of the life^{96; 116; 117; 118; 119; 120} concept.^{121; 122; 123; 124; 125}

Still the Besant description of ‘strings’ is interesting^{1; 2} because TDVP involves vortices not strings that get smaller and smaller¹²⁶. The Besant data could technically and just possibly fit some of the foldings or curlings of strings^{99; 100; 101; 102; 103} within the outer vortex, but Phillips spoke of a ‘subquark’ state^{14 23}, and in TDVP we do not regard these subquarks as structures but a property of the third substance gimmel which derives likely from the infinite continuity.^{25; 73; 89; 118; 127; 128; 129} This is important as the whole model of quanta being integral could be compromised if these were physical states as in the Subquantal model of our esteemed colleague, Dr. Adrian Klein^{88; 130}. Hence, there is a need to critically examine these possibilities as they can provide new avenues of thought. This we can discuss in a separate paper.

Strings observed in two different types of *anu* might have some resemblance with the strings visualized in the string theory for elementary particles of matter.^{99; 100; 101; 102; 103} We do not know that, because the descriptions by Besant are unique in quality.

Figure 3: This page from Besant et al Occult Chemistry ⁷¹ is derived from a thesis written in Gujarati language apparently from the University of Gujarat in Vadodara.



This Figure 3B reflects the whorls above in Figure 3A.

It originally inspired Dr. Pokharna to examine the Besant data in more detail.

This examination of vortical structures is not easy as even the subtlest of variations create non-replicable situations. Some of this difficulty is to repeat in space and time because the same situation never reoccurs exactly the same way (time is always different as is space and likely consciousness).¹³¹ This is in part because of observer experimenter effects.^{132; 133; 134; 135; 136; 137} and the inability to replicate because even the observer and the subjects always vary. These statistics are despite there being many problems faced by scientists including applying consciousness in the modern sciences.¹³¹

The actual Besant et al evaluations (the 3S-1t data): Chapter 4

Vernon M Neppe, Surendra Pokharna, Edward Close

In her book '*Occult Chemistry*', Annie Besant and her coworkers of the Theosophical Society argued that through the power of clairvoyance and 'anima siddhi' they had 'seen' the smallest particles of matter like Hydrogen atoms and atomic structures of all the 92 elements of the Periodic table, prevalent at that time¹. Besant et al describes 'observing' even the smallest structures of atoms and they termed this, the '*anu*', the smallest physical part of matter.¹

In their study, the number of *anu* observed by Annie Besant, Charles W Leadbeater and also C Jinrajdas of the Theosophical Society clairvoyantly noted the Anu scores of 92 elements (plus even a Hydrogen isotope which was later called 'Deuterium' ²H or simply D). Regrettably, the Anu scores were regarded as meaningless as they did not correlate significantly with any known scientific data.

Key history to this study

The first clue as to the remarkable scientific relationship described below was Dr. Pokharna noting there are 18 units in the case of Hydrogen atom in Anu, and this can be taken as 18 quantum units for mass/energy in the TRUE score for the neutrons (neutrons, protons, and electrons but not gimmel).^{21; 22} This astute observation allowed for a re-analysis of the Besant Anu scores.

Pokharna^{21; 22} observed how the Quantum Unit scores for Hydrogen correspond with the Anu scores of Besant. He recognized that this was not a coincidence as the results remarkably match with the number of quantum units in the Triadic Dimensional Vortical Paradigm (TDVP) description^{16; 17; 39; 138} of Triadic Rotational Units of Equivalence (TRUE) for these elements^{18; 19; 26; 27; 73; 83}. Although, initially there is an almost 11% difference, the changes are always in the same direction and there is little variance. Yet the methods used to obtain the data were entirely different.^{21; 22}

In this study, Neppe, Pokharna and Close performed analyses using Microsoft Excel. The full spreadsheet cannot easily be tabulated here as a one-paged table would make the print very small. There are more than 30 columns with some 97 lines. This leads to numerous pages and about 3000 data pieces.

We have therefore subdivided the data into two tables, 1A and 1B, and condensed them to contain only essentials to facilitate reading. The key results are in the final column F in Table 1B. Table 1B shows the analysis of the 91 elements after the 9.0% correction factor found by empirical analysis. It should be read in conjunction with Table 1A that lists basic components that are not repeated.

Table 1A lists several rather obvious columns: the atomic number, then the atomic weight, then the numbers of protons, electrons and neutrons, and the score based on TDVP Triadic Rotational Units of Equivalence Quantum Units. However, re-reading the original Besant et al descriptions, it appears that the ‘clairvoyance’ was based on nucleons, but electrons had a different structure and were not being recorded: The score based on quantum units minus electrons, and also does not include gimmel which is fundamental to Triadic Rotational Units of Equivalence.

Technically, Besant et al list 92 elements. The analysis deliberately, from the start, excluded Hydrogen. This is because H has no neutrons. The mean and standard deviation is therefore based on 91 elements. Deuterium D being a major Hydrogen isotope was not included because it is an isotope, though a very important one.

It’s ironic that the original Pokharna work was based on the similar *anu* scores of Hydrogen to its quantal unit score: both were 18 when electrons were included. Including Hydrogen statistically, as a tiny element amongst 92, however, would not make much difference.

In Table 1A, the number of quantum units and number of *anu* belong to an atom of an element. The overall error was found to be + 8.8 percent only. The positive sign implies that the number of quantum units are always more except for Hydrogen where these two are equal (=18). The data was then computed for 90 elements and has been found to be slightly higher, that is 10.8 percent (Table 1A in 3S-1t).

This still initial low percentage error is remarkable because the data comes from two entirely different sources. However, one should be careful about equating these numbers of quantum units and *anu*. The comparison is meaningful in the sense that the *anu* is known as the smallest physical particle, whereas the TDVP model applies only to the quantum units components of TRUE (i.e. without gimmel) as the smallest physical units of mass/energy (later discovered to likely be quarks). These are smaller constituents of particles than in an atom (protons, electrons and neutrons). The close match between *anu* and number of QU in various atoms gives credence to clairvoyance technique.

In Tables 1A and 1B our analysis therefore starts at Helium (He). The data is based on the application by trial and error of using a multidimensional score which closely allows the adjusted *anu* scores to meet the TQUs. (TQUs = Quantal units in TRUE TDVP(less electrons) = QUs in nucleons. Hydrogen is excluded. We compared the number of *anu* observed by Besant et al and the quantum units proposed by the TDVP model.

In Table 1A, prior to any corrections (using the whole atom—all neutrons—including electrons), the average error of the difference between the two for 91 elements has been found to be just 10.94 %, but the findings are unidirectional and found to not deviate too much from each other (Standard Deviation 2.39). This unidirectional closeness of the 92 elements is remarkable. It became closer because, as indicated, we recognized Besant et al ^{1; 2} only used the nuclei not the electrons. Consequently, the difference was only 8.8%. (Standard Deviation 1.48).

The data in Table 1A is still remarkable even without any adaptation, and applying the source of Pokharna's reports^{21; 22}. The results are all unidirectional, initially within the 11% range (10.94%), and when one adapts in terms of absence of electrons, within 8.80% even using the 3S-1t model. These figures appear remarkably close and suggest something unusual might be happening. Nevertheless, studies like to apply a magic <5% figure for differences and these are more. So these differences though still remarkable over 91 elements appear still too much for scientists.

Table 1A. Quantum Units (Mass-energy) and the number of *Anu-s* observed through clairvoyance in atoms of 92 elements relative to 3S-1t including electrons (Es) and excluding electrons
(Ps= Protons, Ns=Neutrons, QUs = Quantum Units. Hydrogen excluded).

Description					A	B	C=A-B	D	E=C/A	F=D/A
Element	Symbol	# Ps	# Ns	# Es	TDVP QUs	# Anu-s	# QUs - <i>Anu-s</i> difference	TDVP TQU (without Es) -Anu-s	3S-1t % difference with Es	3S-1t% difference without Es
Hydrogen	H	1	0	1	18	18	0	17	-	(5.56)
Helium	He	2	2	2	80	72	8	6	10.00	7.50
Lithium	Li	3	4	3	142	127	15	12	10.56	8.45
Beryllium	Be	4	5	4	182	164	18	14	9.89	7.69
Boron	B	5	6	5	222	200	22	17	9.91	7.66
Carbon	C	6	6	6	240	216	24	18	10.00	7.50

Description					A	B	C=A-B	D	E=C/A	F=D/A
Element	Symbol	# Ps	# Ns	# Es	TDVP QUs	# Anu- s	# QUs - Anu-s difference	TDVP TQU (without Es) -Anu-s	3S-1t % difference with Es	3S-1t% difference without Es
Oxygen	O	8	8	8	320	290	30	22	9.38	6.88
Fluorine	F	9	10	9	382	340	42	33	10.99	8.64
Neon	Ne	10	10	10	400	360	40	30	10.00	7.50
Sodium	Na	11	12	11	462	418	44	33	9.52	7.14
Magnesium	Mg	12	12	12	480	432	48	36	10.00	7.50
Aluminum	Al	13	14	13	542	486	56	43	10.33	7.93
Silicon	Si	14	14	14	560	520	40	26	7.14	4.64
Phosphorus	P	15	16	15	622	558	64	49	10.29	7.88
Sulfur	S	16	16	16	640	576	64	48	10.00	7.50
Chlorine	Cl	17	18	17	702	639	63	46	8.97	6.55
Argon	Ar	18	22	18	808	714	94	76	11.63	9.41
Potassium	K	19	21	19	804	701	103	84	12.81	10.45
Calcium	Ca	20	20	20	800	720	80	60	10.00	7.50
Scandium	Sc	21	24	21	906	792	114	93	12.58	10.26
Titanium	Ti	22	26	22	968	864	104	82	10.74	8.47
Vanadium	V	23	28	23	1030	918	112	89	10.87	8.64
Chromium	Cr	24	28	24	1048	936	112	88	10.69	8.40
Manganese	Mn	25	30	25	1110	992	118	93	10.63	8.38
Iron	Fe	26	30	26	1128	1008	120	94	10.64	8.33
Cobalt	Co	27	31	27	1168	1036	132	105	11.30	8.99
Nickel	Ni	28	30	28	1164	1064	100	72	8.59	6.19
Copper	Cu	29	35	29	1292	1139	153	124	11.84	9.60
Germanium	Ge	32	41	32	1478	1300	178	146	12.04	9.88
Arsenic	As	33	42	33	1518	1350	168	135	11.07	8.89
Bromine	Br	35	45	35	1620	1439	181	146	11.17	9.01
Krypton	Kr	36	48	36	1704	1464	240	204	14.08	11.97
Rubidium	Rb	37	48	37	1722	1530	192	155	11.15	9.00
Strontium	Sr	38	50	38	1784	1568	216	178	12.11	9.98
Yttrium	Y	39	50	39	1802	1606	196	157	10.88	8.71
Zirconium	Zr	40	51	40	1842	1624	218	178	11.83	9.66
Niobium	Nb	41	52	41	1882	1719	163	122	8.66	6.48
Molybdenum	Mo	42	54	42	1944	1746	198	156	10.19	8.02
Technetium	Tc	43	55	43	1984	1802	182	139	9.17	7.01
Ruthenium	Ru	44	57	44	2046	1848	198	154	9.68	7.53

Description					A	B	C=A-B	D	E=C/A	F=D/A
Element	Symbol	# Ps	# Ns	# Es	TDVP QUs	# Anu- s	# QUs - Anu-s difference	TDVP TQU (without Es) -Anu-s	3S-1t % difference with Es	3S-1t% difference without Es
Rhodium	Rh	45	58	45	2086	1876	210	165	10.07	7.91
Palladium	Pd	46	60	46	2148	1904	244	198	11.36	9.22
Cadmium	Cd	48	64	48	2272	2016	256	208	11.27	9.15
Indium	In	49	66	49	2334	2052	282	233	12.08	9.98
Tin	Sn	50	69	50	2418	2124	294	244	12.16	10.09
Antimony	Sb	51	71	51	2480	2169	311	260	12.54	10.48
Tellurium	Te	52	76	52	2608	2223	385	333	14.76	12.77
Iodine	I	53	74	53	2582	2287	295	242	11.43	9.37
Xenon	Xe	54	77	54	2666	2298	368	314	13.80	11.78
Cesium	Cs	55	78	55	2706	2376	330	275	12.20	10.16
Barium	Ba	56	81	56	2790	2455	335	279	12.01	10.00
Lanthanum	La	57	82	57	2830	2482	348	291	12.30	10.28
Cerium	Ce	58	82	58	2848	2511	337	279	11.83	9.80
Praseodymium	Pr	59	82	59	2866	2527	339	280	11.83	9.77
Neodymium	Nd	60	84	60	2928	2575	353	293	12.06	10.01
Promethium (Illinium)	Pm	61	84	61	2946	2640	306	245	10.39	8.32
Samarium	Sm	62	88	62	3052	2794	258	196	8.45	6.42
Europium	Eu	63	89	63	3092	2843	249	186	8.05	6.02
Gadolinium	Gd	64	93	64	3198	2880	318	254	9.94	7.94
Terbium	Tb	65	94	65	3238	2916	322	257	9.94	7.94
Dysprosium	Dy	66	97	66	3322	2979	343	277	10.33	8.34
Holmium	Ho	67	98	67	3362	3004	358	291	10.65	8.66
Erbium	Er	68	99	68	3402	3029	373	305	10.96	8.97
Thulium	Tm	69	100	69	3442	3096	346	277	10.05	8.05
Ytterbium	Yb	70	103	70	3526	3131	395	325	11.20	9.22
Lutetium	Lu	71	104	71	3566	3171	395	324	11.08	9.09
Hafnium	Hf	72	106	72	3628	3211	417	345	11.49	9.51
Tantalum	Ta	73	108	73	3690	3279	411	338	11.14	9.16
Tungsten	W	74	110	74	3752	3299	453	379	12.07	10.10
Rhenium	Re	75	111	75	3792	3368	424	349	11.18	9.20
Iridium	Ir	77	115	77	3916	3458	458	381	11.70	9.73
Platinum	Pt	78	117	78	3978	3486	492	414	12.37	10.41
Gold	Au	79	118	79	4018	3546	472	393	11.75	9.78
Mercury	Hg	80	121	80	4102	3576	526	446	12.82	10.87

Description					A	B	C=A-B	D	E=C/A	F=D/A
Element	Symbol	# Ps	# Ns	# Es	TDVP QUs	# Anu- s	# QUs - Anu-s difference	TDVP TQU (without Es) -Anu-s	3S-1t % difference with Es	3S-1t% difference without Es
Thallium	Tl	81	123	81	4164	3678	486	405	11.67	9.73
Lead	Pb	82	125	82	4226	3727	499	417	11.81	9.87
Bismuth	Bi	83	126	83	4266	3753	513	430	12.03	10.08
Polonium	Po	84	125	84	4262	3789	473	389	11.10	9.13
Astatine	At	85	125	85	4280	3978	302	217	7.06	5.07
Radon (Emanation)	Rn	86	136	86	4540	3990	550	464	12.11	10.22
Francium	Fr	87	136	87	4558	4006	552	465	12.11	10.20
Radium	Ra	88	138	88	4620	4087	533	445	11.54	9.63
Actinium	Ac	89	138	89	4638	4140	498	409	10.74	8.82
Thorium	Th	90	142	90	4744	4187	557	467	11.74	9.84
Protactinium	Pa	91	140	91	4718	4227	491	400	10.41	8.48
Uranium	U	92	146	92	4868	4267	601	509	12.35	
Average % difference									10.94%	8.80%
ST DEV									1.387	1.48

Despite the 10.94% error without the electron correction, we show the original scoring based on 3S-1t framework observations to still be 100-10.94% and so 89.06 % in agreement. When we correct by deleting out the scoring with electrons not included, the agreement remains *unidirectional* at 100% - 8.8% and so 91.2% in agreement. In addition, and still very consistently, the results are just slightly off with almost all results, even when examined initially in this 3S-1t context. These are remarkable results but are still out by quite a distance and in the same direction each time. It implies that perhaps there might be something missing.

Neppe realized this was a major clue for the 10.94% and 8.8% error differences. There had to be a reason. *This was a major motivation for this paper—to establish if the differences could be adjusted by applying a multidimensional model and, also, recognizing the possible role of Consciousness at the dimensional ranges outside 3S-1t. Consciousness in TDVP appears contained (embedded) within the extra dimensions.*

In effect, Neppe then noted that this clairvoyance was reported *relative to 3S-1t*—it was in our physical world of length-breadth-height in a moment in time (Table 1A).

However, the Neppe-Close TDVP measurements are based on 9 dimensions, and they had also demonstrated that our finite reality exists in 9D, although we experience physical reality while alive in a waking state in just 3S-1t. (Table 1A). Those who experience meditation or other altered states of consciousness, may move to or through further dimensions.¹⁰⁹

Solving the data puzzle: Moving to 9 dimensions in the Besant-Leadbeater puzzle: Chapter 5

Vernon M Neppe, Surendra Pokharna, Edward Close

Applying Anu-s to 91 elements (as discussed, Hydrogen as it was excluded because it does not have a neutron) in a 3-dimensional space with one point in time fabric as visualized (3S-1t) the mean is 10.94 and the standard deviation is 1.387; when removing electrons because Besant et al did not visualize electrons^{1;2}, the mean is slightly less 8.80 and the standard deviation is slightly more 1.48.

We needed to explain this still small 8.8% variation empirically. Through trial and error, we looked at various math options, and we found that the 9.0% necessary trial-and-error correction increase produces an absolutely minuscule variation from the TDVP scores. (See Table 1B)

Can a correction variation adding a certain % to the anu score be justified? It can! In this paper, we provide a cogent explanation for this difference and corrects it by 9.0% found by trial and error, empirically, and justified by moving from a 3S-1t to a multidimensional model (which likely is consistent as it is a 9-dimensional model.). But there needed to be a correction factor to move to the multidimensional. This is so as TDVP is a model demonstrating 9 Dimensions and the comparison factor must be appropriate.

However, we did not know the correction factor. Consequent on the somewhat close data of the individual scores between the different Besant et al elements and the Quantal equivalent components of the Triadic Rotational Units of Equivalence, even in 3S-1t (knowing this because of the small standard deviations), a re-analysis was done recognizing multidimensional corrections were needed.

In TDVP, we hypothesize 9-dimensional models and given the data is supporting that, the multidimensionality is likely 9-Dimensional.

Dr. Neppe applied empirically tested (and well justified) trial and error and discovered the most suitable correction would be a 9.0% appropriate producing a Mean of 0.0080 and a Standard deviation of 0.0164 (astonishing figures). The % SD would, of course, be 100 fold more expressed as %.

It is ironic that after trial and error, when Neppe applied an exactly 9.0 % increase to correct the data, the data comparisons between Anu with 9.0% added and Triadic Rotational Units of Equivalence Quantum Units for nucleons (protons and neutrons alone) became very close. These results are reflected in Table 1B. The irony is the coincidental 9.0% increase, with the likely 9-dimensional fabric. The data appears to be very accurate in both Tables 1A and 1B. The Besant et al figures were published a century ago and since then numerous scientists and readers have had them available and they are therefore not subject to fraud. The TDVP data is easily calculated ^{15; 16; 17} and the TRUE data only became available initially in about 2015 ^{18; 19}.

In Table 1B, the tabulated data results become remarkable applying the necessary multidimensional amplification, when the statistics then confirm that something very, very rare is occurring.

The mean results are now amazing: They're within 0.0080 mean with a standard deviation across all 91 scores of 0.016. This is excluding hydrogen-1 because this does not contain a neutron and should be an exception.

Table 1B. Quantum Units (Mass-energy) and the number of *Anu-s* observed through clairvoyance in atoms of 92 elements relative to multidimensionality (likely 9D) including electrons (Es) and excluding electrons. (91 plus Hydrogen) (TQe= Total Quantal Equivalents without electrons).

Description		A	B = A*1.09	C	D = C-B	E = final D/C using 9D	F=E*% Using 9D
Element	Symbol	#Anu-s Original Besant data	9% ANUs Addition	# TQe	TQe - ANU*(1.09)	Normalized difference Anus - TQe	Normalized as %
Hydrogen	H	18	19.62	17	-2.62	-0.1541	-15.4118
Helium	He	72	78.48	78	-0.48	-0.0062	-0.6154
Lithium	Li	127	138.43	139	0.57	0.0041	0.4101
Beryllium	Be	164	178.76	178	-0.76	-0.0043	-0.4270
Boron	B	200	218	217	-1	-0.0046	-0.4608
Carbon	C	216	235.44	234	-1.44	-0.0062	-0.6154
Oxygen	O	290	316.1	312	-4.1	-0.0131	-1.3141
Fluorine	F	340	370.6	373	2.4	0.0064	0.6434
Neon	Ne	360	392.4	390	-2.4	-0.0062	-0.6154
Sodium	Na	418	455.62	451	-4.62	-0.0102	-1.0244
Magnesium	Mg	432	470.88	468	-2.88	-0.0062	-0.6154
Aluminum	Al	486	529.74	529	-0.74	-0.0014	-0.1399
Silicon	Si	520	566.8	546	-20.8	-0.0381	-3.8095
Phosphorus	P	558	608.22	607	-1.22	-0.0020	-0.2010

Description		A	B = A*1.09	C	D = C-B	E = final D/C using 9D	F=E*% Using 9D
Element	Symbol	#Anu-s Original Besant data	9% ANUs Addition	# TQe	TQe - ANU*(1.09)	Normalized difference Anus - TQe	Normalized as %
Sulfur	S	576	627.84	624	-3.84	-0.0062	-0.6154
Chlorine	Cl	639	696.51	685	-11.51	-0.0168	-1.6803
Argon	Ar	714	778.26	790	11.74	0.0149	1.4861
Potassium	K	701	764.09	785	20.91	0.0266	2.6637
Calcium	Ca	720	784.8	780	-4.8	-0.0062	-0.6154
Scandium	Sc	792	863.28	885	21.72	0.0245	2.4542
Titanium	Ti	864	941.76	946	4.24	0.0045	0.4482
Vanadium	V	918	1000.62	1007	6.38	0.0063	0.6336
Chromium	Cr	936	1020.24	1024	3.76	0.0037	0.3672
Manganese	Mn	992	1081.28	1085	3.72	0.0034	0.3429
Iron	Fe	1008	1098.72	1102	3.28	0.0030	0.2976
Cobalt	Co	1036	1129.24	1141	11.76	0.0103	1.0307
Nickel	Ni	1064	1159.76	1136	-23.76	-0.0209	-2.0915
Copper	Cu	1139	1241.51	1263	21.49	0.0170	1.7015
Germanium	Ge	1300	1417	1446	29	0.0201	2.0055
Arsenic	As	1350	1471.5	1485	13.5	0.0091	0.9091
Bromine	Br	1439	1568.51	1585	16.49	0.0104	1.0404
Krypton	Kr	1464	1595.76	1668	72.24	0.0433	4.3309
Rubidium	Rb	1530	1667.7	1685	17.3	0.0103	1.0267
Strontium	Sr	1568	1709.12	1746	36.88	0.0211	2.1123
Yttrium	Y	1606	1750.54	1763	12.46	0.0071	0.7067
Zirconium	Zr	1624	1770.16	1802	31.84	0.0177	1.7669
Niobium	Nb	1719	1873.71	1841	-32.71	-0.0178	-1.7768
Molybdenum	Mo	1746	1903.14	1902	-1.14	-0.0006	-0.0599
Technetium	Tc	1802	1964.18	1941	-23.18	-0.0119	-1.1942
Ruthenium	Ru	1848	2014.32	2002	-12.32	-0.0062	-0.6154
Rhodium	Rh	1876	2044.84	2041	-3.84	-0.0019	-0.1881
Palladium	Pd	1904	2075.36	2102	26.64	0.0127	1.2674
Cadmium	Cd	2016	2197.44	2224	26.56	0.0119	1.1942
Indium	In	2052	2236.68	2285	48.32	0.0211	2.1147
Tin	Sn	2124	2315.16	2368	52.84	0.0223	2.2314
Antimony	Sb	2169	2364.21	2429	64.79	0.0267	2.6674
Tellurium	Te	2223	2423.07	2556	132.93	0.0520	5.2007
Iodine	I	2287	2492.83	2529	36.17	0.0143	1.4302
Xenon	Xe	2298	2504.82	2612	107.18	0.0410	4.1034
Cesium	Cs	2376	2589.84	2651	61.16	0.0231	2.3071
Barium	Ba	2455	2675.95	2734	58.05	0.0212	2.1233
Lanthanum	La	2482	2705.38	2773	67.62	0.0244	2.4385
Cerium	Ce	2511	2736.99	2790	53.01	0.0190	1.9000
Praseodymium	Pr	2527	2754.43	2807	52.57	0.0187	1.8728
Neodymium	Nd	2575	2806.75	2868	61.25	0.0214	2.1356

Description		A	B = A*1.09	C	D = C-B	E = final D/C using 9D	F=E*% Using 9D
Element	Symbol	#Anu-s Original Besant data	9% ANUs Addition	# TQe	TQe - ANU*(1.09)	Normalized difference Anus - TQe	Normalized as %
Promethium (Illinium)	Pm	2640	2877.6	2885	7.4	0.0026	0.2565
Samarium	Sm	2794	3045.46	2990	-55.46	-0.0185	-1.8548
Europium	Eu	2843	3098.87	3029	-69.87	-0.0231	-2.3067
Gadolinium	Gd	2880	3139.2	3134	-5.2	-0.0017	-0.1659
Terbium	Tb	2916	3178.44	3173	-5.44	-0.0017	-0.1714
Dysprosium	Dy	2979	3247.11	3256	8.89	0.0027	0.2730
Holmium	Ho	3004	3274.36	3295	20.64	0.0063	0.6264
Erbium	Er	3029	3301.61	3334	32.39	0.0097	0.9715
Thulium	Tm	3096	3374.64	3373	-1.64	-0.0005	-0.0486
Ytterbium	Yb	3131	3412.79	3456	43.21	0.0125	1.2503
Lutetium	Lu	3171	3456.39	3495	38.61	0.0110	1.1047
Hafnium	Hf	3211	3499.99	3556	56.01	0.0158	1.5751
Tantalum	Ta	3279	3574.11	3617	42.89	0.0119	1.1858
Tungsten	W	3299	3595.91	3678	82.09	0.0223	2.2319
Rhenium	Re	3368	3671.12	3717	45.88	0.0123	1.2343
Iridium	Ir	3458	3769.22	3839	69.78	0.0182	1.8177
Platinum	Pt	3486	3799.74	3900	100.26	0.0257	2.5708
Gold	Au	3546	3865.14	3939	73.86	0.0188	1.8751
Mercury	Hg	3576	3897.84	4022	124.16	0.0309	3.0870
Thallium	Tl	3678	4009.02	4083	73.98	0.0181	1.8119
Lead	Pb	3727	4062.43	4144	81.57	0.0197	1.9684
Bismuth	Bi	3753	4090.77	4183	92.23	0.0220	2.2049
Polonium	Po	3789	4130.01	4178	47.99	0.0115	1.1486
Astatine (85)	At	3978	4336.02	4195	-141.02	-0.0336	-3.3616
Radon (Emanation)	Rn	3990	4349.1	4454	104.9	0.0236	2.3552
Francium	Fr	4006	4366.54	4471	104.46	0.0234	2.3364
Radium	Ra	4087	4454.83	4532	77.17	0.0170	1.7028
Actinium	Ac	4140	4512.6	4549	36.4	0.0080	0.8002
Thorium	Th	4187	4563.83	4654	90.17	0.0194	1.9375
Protactinium	Pa	4227	4607.43	4627	19.57	0.0042	0.4230
Uranium	U	4267	4651.03	4776	124.97	0.0262	2.6166
Average difference						0.00801	0.8009 %
Standard Dev						0.01637	1.6374 %
Sum of data			207592	210232			

These comparative results appear astonishing in closeness. It is scientifically almost incomprehensible that this data is so close. It also becomes the first non-controversial, incontrovertible data on ‘quantal clairvoyance’ (which could also be called ‘quantal remote viewing’). Neppe comments that after 50+ years of parapsychological research and his studies, he has never seen any results close to this. Additionally, this justifies the TDVP paradigm as it provides an independent source of validation.

Effectively, the mean differences between Besant et al Anu-s and TRUE Quantal equivalents are tiny, just 0.0080 in mean, with a tiny standard deviation is 0.0164. The calculations in Tables 1A and 1B of the original data also list % scores.

Formal statistical analysis of to the Besant-Leadbeater data: Chapter 6

Vernon M Neppe, Surendra Pokharna, Edward Close

The statistical problem is: *“Can the 91 elements clustered together as a single calculation reflecting the difference between each element in Anu scores with the 9.0% correction and the Nucleon Quantal Equivalent scores in Triadic Rotational Units of Equivalence be treated as a single data point because the whole is reflecting all the data?”*

The 91 elements have been treated as a single unit in these analyses. The whole difference is between corrected Anu-s and the Quantum Unit Nucleon calculations. *One cannot independently separate any of the 91 elements in the analysis.* This makes a great difference.

Clarifying more detail, on statistical analysis, it is difficult to statistically quantitate this data as it is seldom that scientific comparisons show little differences in two large populations performed in a natural science (physical-chemistry). The instance here is of the Elements of the Periodic Table where two independent groups of data must be treated statistically as a whole in the analysis of differences. A normal distribution can be assumed given the large number (91) of the elements and also because the elements are natural and likely normally distributed.

The null hypothesis (with $p > \text{say } 0.05$) would be that there is no relationship between the Periodic Table Elements and the Besant Anu scores: What is the probability of these scores occurring by chance that the Besant et al and the QU values are entirely different. That null hypothesis would have been so prior to TDVP as the Anu scores looked like irrelevant ‘junk’ that had little meaning and a very limited relationship to the Atomic Mass or Atomic Numbers or numbers of nucleons in the Periodic Table of the Elements (technically there may have been some positive correlation but nothing comprehensible).

But with the discovery of TDVP TRUE quantum units, the results change dramatically. The alternative hypothesis question comes into play. How rare is this calculation in p ? The two sets of data closely correlate.

Exact analyses are very complex because the data being analyzed is extremely unusual. Importantly, the sample size of 91 has a unifying interfacing aspect expressed as a score difference—the TDVP Quantum Units difference between the Anu-s score. This variance turns out to be miniscule once adjusting for multidimensionality. The mean and standard deviation difference calculations are straightforward. But finding the correct conversions to probability values is not easily directly available.

Therefore, the most logical statistical approach should be bivariate analysis that measures the strength of association between two variables and the direction of the relationship in parametric analyses. It seems the first task is to a parametric correlation coefficient. The data is distributed in size (91) and in natural data (Periodic Table) to warrant assuming a normal distribution.

The Pearson-r appears to be an appropriate test for such correlations in parametric data. Therefore, the Pearson-r correlation could and should be done and we have calculated the results.

For example, *when converting Pearson-r to a p value, these results are so rare that the maximum probability in tables is 1 in 100,000 against chance and this equals $r = 0.45$ when $N=91$. Our derived scores of $R=0.9996$ are so amazing that they need more far more than ordinary tables reflecting the more usual extremes. (e.g. <https://www.socscistatistics.com/pvalues/pearsondistribution.aspx>)*

The following formula was used to calculate the Pearson r correlation over the 91 elements and the other key components listed:

$$r = \frac{N \sum xy - \sum (x)(y)}{\sqrt{N \sum x^2 - \sum (x^2)} [N \sum y^2 - \sum (y^2)]}$$

r = Pearson-r correlation coefficient

N = number of observations. 91

$\sum xy$ = sum of the products of paired scores. 207591 * 210232

$\sum x$ = sum of x scores. 207591

$\sum y$ = sum of y scores 210232

$\sum x^2$ = sum of squared x scores. 207591²

$\sum y^2$ = sum of squared y scores 210232²

Data deriving from Table 1B: in the multidimensional model (applies 1.09 Anu-s)
Column E: Mean =0.0080

Column E: Standard Deviation =0.0164.

Column B Sum 207592 Anu 91 elements (= $\sum x$ in the formula of Pearson-r).

Column C Sum 210232 TQe nucleon 91 QU elements. (= $\sum y$ in the Pearson-r)

Pearson-r (based on automatic Microsoft Excel calculation) = **0.9996**.

Interestingly, prior to this Pearson-r (Excel) calculation, Dr. Close originally obtained a 0.9993 Pearson correlation figure based on the lengthier calculation of γ . However, he was applying the 89 not 91 elements in the original Pokharna database ²¹, and not the direct Microsoft Excel derivation of Pearson-r based on the full 91. We had originally thought Besant was missing 2 of the 92 elements, and that our data set was complete hence the N=89 and hence our calculations were done on that basis. But we wanted to ensure that our database was complete and there had not been any missing data leading to inadvertent random selection.

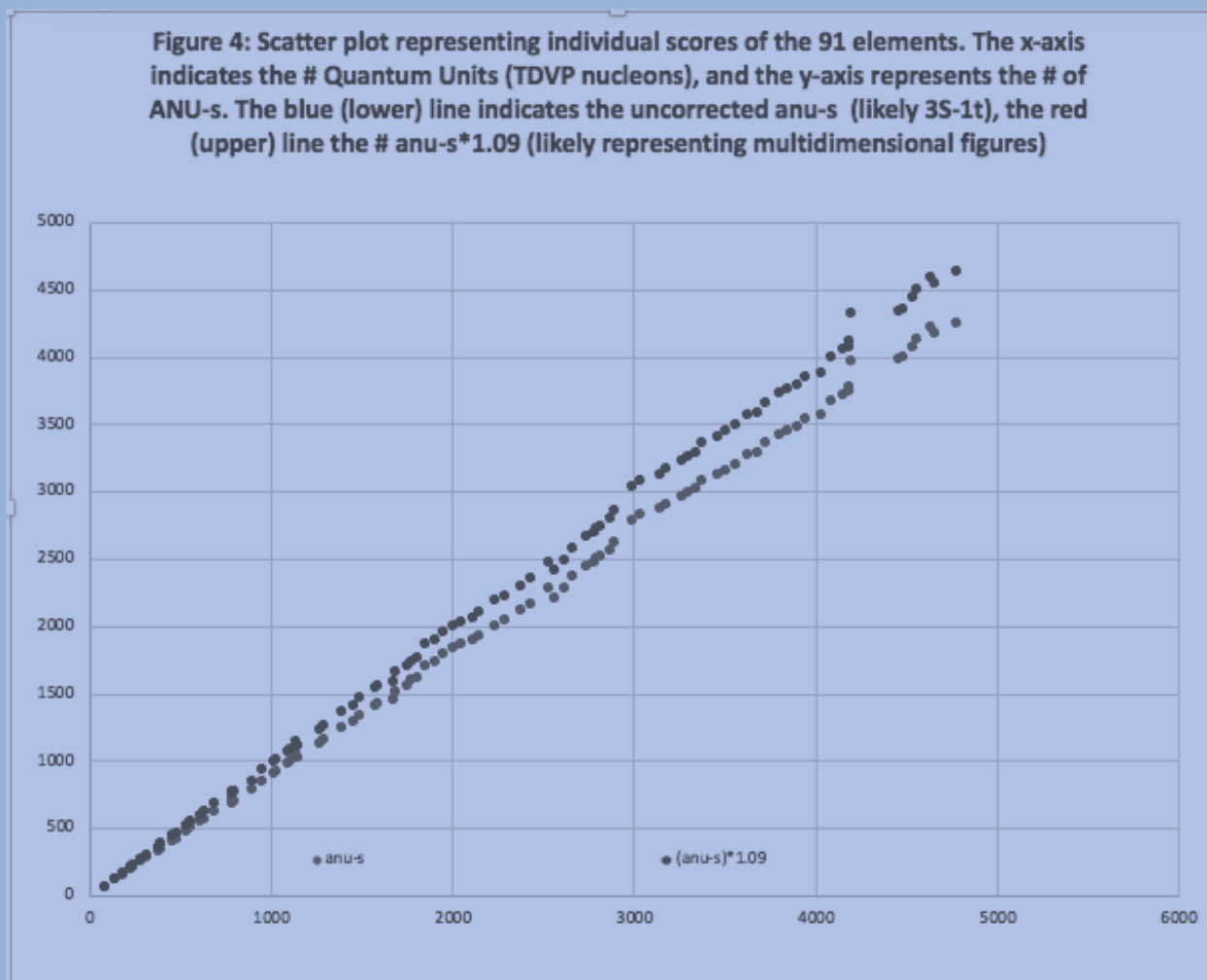
Neppe rechecked the original Besant et al source, and we discovered that data on the remaining two elements (IN and TE) actually existed in the Besant database, but had been missed in Dr. Pokharna's original analysis. ²¹ Of course, Hydrogen could not be included in the Quantal Unit calculations because it lacked a neutron, but ironically the original Pokharna ideas were based on the similarities in Anu score of 18 for Hydrogen to its score of 18 including its electron.

These two Pearson scores (Excel at 0.9996 on all 91 elements and 0.9993 on 89 of the 91 elements) are so profoundly exponentially outside the normal range that, in practice, that they just reflect different levels of extremes in the extent of the variations from the normal distribution. This is another reason why we're listing differences such as one in 10^{-12} through to 10^{-18} .

Dr. Pokharna performed a tabulation which visually clarifies this data: To illustrate this, Pokharna plotted the number of Anu-s in each element on the y-axis * 1.09 (as the multidimensional measures) as well as without the 1.09 multiplier (which relates to possibly 3S-1t alone), with the number of Quantum Units of each nucleon (with no electrons) as the x-axis. As expected, this is an almost straight line, which correlates with the close 1 correlation. There are a few minor outliers and this can be observed given this is a plot of all 91 elements.

Figure 4 represents two scatter plots representing the data correlations. The first line is ordinal (without the 1.09 correction) and the second reflects the (additional

1.09) ordinal multidimensionality. The red and blue lines do not come out in this non-colored representation, but red is the top, and blue is the bottom graph.



The two scatter graphs are very similar but there is a subtle change between the two. Both are almost linear, as expected with the strong correlations, and the multidimensionality one (top graph) should correlate well with Pearson-r, as indicated. As expected, based on the Pearson correlation coefficient data, the 1.09 top red upper graph corresponds closely in scores to almost 1 as the x and y scores are almost equal.

The two graphs separate because the number of neutrons do not increase as linearly and consequently, the higher elements in the Periodic Table are more apart. The gap in the graphs in the right top side are due to a large difference between the number of neutrons in astatine and Radon. Astatine with atomic number of 85 has 125 neutrons with 4280 quantum units and 3978 anu-s. Radon with atomic number

86 has 136 neutrons with 4540 quantum units and has 3990 anu-s only. Such differences will require further investigations, and are not surprising given the variations we see from the data differences we describe under the Isotope analysis (Radon is at 2.35% —under our cutoff; Astatine is at -3.6%).

Table 2: Scores correlating extreme sigma values with 2-tailed proportions outside the curve (from https://en.wikipedia.org/wiki/Standard_deviation)

Confidence interval	Proportion within	Proportion without	
	Percentage	Percentage	Fraction 2 – tailed
0.318 639 σ	25%	75%	3 / 4
0.674490 σ	50%	50%	1 / 2
0.994458 σ	68%	32%	1 / 3.125
1 σ	68.2689492%	31.7310508%	1 / 3.1514872
1.281552 σ	80%	20%	1 / 5
1.644854 σ	90%	10%	1 / 10
1.959964 σ	95%	5%	1 / 20
2 σ	95.4499736%	4.5500264%	1 / 21.977895
2.575829 σ	99%	1%	1 / 100
3 σ	99.7300204%	0.2699796%	1 / 370.398
3.290527 σ	99.9%	0.1%	1 / 1000
3.890592 σ	99.99%	0.01%	1 / 10000
4 σ	99.993666%	0.006334%	1 / 15787
4.417173 σ	99.999%	0.001%	1 / 100000
4.5 σ	99.9993204653751%	0.0006795346249%	1 / 147159.5358 3.4 / 1000000 (on each side of mean)
4.891638 σ	99.9999%	0.0001%	1 / 1000000
5 σ	99.9999426697%	0.0000573303%	1 / 1744278
5.326724 σ	99.99999%	0.00001%	1 / 10000000
5.730729 σ	99.999999%	0.000001%	1 / 100000000
6 σ	99.9999998027%	0.0000001973%	1 / 506797346
6.109410 σ	99.9999999%	0.0000001%	1 / 1000000000
6.466951 σ	99.99999999%	0.00000001%	1 / 10000000000
6.806502 σ	99.999999999%	0.000000001%	1 / 100000000000
7 σ	99.999999997440%	0.000000000256%	1 / 390,682,215,445

However, a new statistical problem arises: How do we calculate the probability (p value) for such an extreme value? By consulting Table 2, we can observe the rarity of events in terms of p value, but this is limited to 7 sigma data.

Which tables correlate the extreme Pearson-r scores with p value?

It turns out that probability values up to 1 in 100,000 are easy to locate on the Internet. However, that would be equivalent only to an R score of 0.45 with N=91. When dealing with 0.9996 on N=91 or even 0.9993 on N=89, we know we have even more exceptional data but we must quantitate that statistically at least to beyond 6 sigma (Table 2) because that has traditionally become the rarity figure for many tests in Consciousness Research or Psi or Parapsychological Research.

Establishing the rarity of this level of P-value with this almost 1 Pearson-r correlation requires special calculation because the data is not available on the Internet at these extreme levels.

It is clearly astronomically small, and the hyperbolic curve is skewed and likely exponential on graphing, and 12 places on our calculators are not enough.

When applying the formula for p, the apparently exponential extreme curve, increases as a function of Pearson's correlation coefficient, i.e., $p(r,N) = r/\sqrt{[(1-r)\sqrt{N-2}]}$, where r=Pearson's correlation coefficient, and N is number of variants. By plotting p vs r, the p value appears to be $<10^{-12}$ and likely even <1 in 10^{18} (<1 in the seldom even heard of quintillion).

How large is one quintillion? When one considers that so-called 'six sigma' results in parapsychological research have become a gold-standard for profound rarity, these results may be a billion times less common! We have not been able to locate any scientifically proven probability values of less than one in a quintillion.

How large in this instance are these numbers in practice? There are not too many comparable figures. It's has been argued that the earth is one in 700 quintillion planets^h. Moreover, an analysis by Scripps Research scientists of distinct antibody-producing immune cells sampled from human volunteers (published on January 21, 2019 in *Nature*) suggests that the human antibody 'repertoire' may be capable of producing as many as one quintillion, distinct antibodies.ⁱ The statistical figure listings on the Internet, in our searches, appear to stop at a Standard Deviation (or

^h (<https://www.inverse.com/article/11893-science-says-earth-is-one-of-700-quintillion-planets-in-the-universe>).

ⁱ <https://www.scripps.edu/news-and-events/press-room/2019/20190123-burton-antibodies.html>).

Z score) of 7.7 sigma. This is so rare that we don't even find figures beyond it on the Internet. (It just regards the result as 'infinity'!)

In practice, in Table 2, various statistics on rarity are listed. Some figures show Z sigma in the score of 7 is 1 in 390,682,215,445 —1 in 390 billion two-tailed against chance (this is the furthest out on the Internet we can find; Z scores reflect the extreme standard deviations away from the means and are therefore sigma scores.)

6 sigma (σ) = 1 in 506,797,346 so 1 in within(z) e.g. 6 σ 2 tailed results are at the is 1 / 506,797,346; but one-tailed this is 1 in 1.01358 billion. This is where the term "6 sigma" or 6 σ comes from in parapsychology. These results are all calculated as one-tailed because they're in one direction (6-sigma is equivalent to six standard deviations away from the mean and reflect the probability of this finding being less than say 1 billion because it is one-tailed.

We provide further examples:

7 sigma 2 tailed is 1 / 390,682,215,445 but one tailed is 1 in 781.36 billion (double the rarity). But Table 2 ends at 7 sigma and theoretically we project.

When converted to probability scores, the Pearson-r statistic in this case is one-tailed. Clearly, these figures are even far rarer than the most profound extremes of Table 2. Projecting further graphically, the increases appear exponential, and our data should be about 1 in at least 100 trillion (1 in $1 * 10^{14}$) one-tailed, for example, if the Z score were 7.5 (this would be a low 'guesstimate' for the results). It may not be 7.5, it could be likely much more or possibly a little less, but this is just an example. We needed to project this data exponentially because the figures were so extreme that they were in unknown territory. These Besant analysis results have always been one-tailed since the initial analysis.

Explaining the Besant Anu and Quantum Unit Data:

Chapter 7

Vernon M Neppe, Surendra Pokharna, Edward Close

Perspective

This database illustrates that Quantal (Remote Viewing) Clairvoyance appears to exist, as there is no other way to establish how closely these figures correlate with the Quantum Units of nucleons in the Neppe-Close TDVP (Triadic Dimensional Vortical Paradigm).

Furthermore, TDVP, then, is also further validated empirically (and had repeatedly previously been validated ^{15; 16; 17;18; 19; 25; 26; 27 27; 28; 30; 31}) and can be likely be applied as a model in other research. This work is not only Annie Besant et al proofs but illustrates once again the validity of the TRUE concept in TDVP.

The implications of the results of this research are huge. It would imply that through clairvoyance, Annie Besant, Charles W Leadbeater and C Jinrajdas had actually perceived what they regarded as the smallest physical particles of matter, which by their description appear to be smaller than a collection of quarks (perhaps individual up-quarks or down-quarks would fit).

The data reflects quantum units and *anu* representing the most fundamental units of matter. Further findings, briefly mentioned only here, are that quarks appear to have some finer structure.

The Besant et al data is remarkable considering it was a century ago and involved analysis of all 92 of the elements that had been discovered where their atomic numbers were known and the atomic weights, but clearly very little else.^{1; 2}

Certainly, since Close and Neppe described TRUE units (Triadic Rotational Units of Equivalence) in about 2015 ^{18; 19; 25; 27; 83; 139}, such data was unavailable beforehand. It appeared that the data scores were almost unintelligible at that time. The Besant analysis went largely unknown for this period because it did not appear relevant.

However, today, based on the astute awareness of Surendra Pokharna et al²¹, one can use quantum units compared with the Neppe-Close TDVP paradigm. Then with the addition of the multidimensional (9-dimensional) correction, the results then are statistically and in terms of intelligibility of data amongst the most remarkable: Not only can the Besant data from about a century ago be evaluated by anyone and it has been on many occasions; but the conversion to Quantal Units of nucleons using the TDVP TRUE integral derivations of quarks into protons and neutrons is simple mathematics and therefore indisputable. The key in this work is the integration of these two and the dramatic correlations.

Based on the original paper by Pokharna and Colleagues²¹, the original analysis of the difference did not exclude electrons. After further review of the descriptions it required doing so, as they were not being observed and should not be in the analysis. This diminishes the difference from 10.94% to a 8.8% but that was still much too much to explain and could have been regarded as coincidental, though already it appeared unlikely because the data appeared all in the same direction, always less than the Triadic Rotational Units of Equivalence quantum units, and the result appears internally consistent with the TDVP Quantum Units.²¹ The data even then (in apparent visualization through 3S-1t of Anu-s) appeared somewhat close, suggesting something else could be used as a correction factor.

Solving the mystery

However, the question comes up: why are these even very tiny variations when examined in 3S-1t and then adjusting to 9% addition? Initially, we thought this might be based on isotopes, but we are aware that Besant observed only one kind of element at a time so that though she may have observed an element on several occasions, the variation should be small. Analyzing the table, the atomic weights of elements as known today varies but it is still only a small proportion of the overall atomic weight difference. She or Leadbeater might have observed the same element on more than one occasion. We provide briefly four explanations:

- a) The 9D model, by far the most likely;
- b) Consciousness induction involving psychokinesis: could actual knowledge is structured in the consciousness. The Besant-Leadbeater explanation.
- c) Isotopic variation which might play a minimal role in individual variations e.g. in 5 of the 91 elements analyzed; and
- d) Misinterpretations of integral models being applied possibly due to the terms subquark by Stephen Phillips when today we might talk about up-quarks and down-quarks based on his diagram and we are now talking about quantum units of Anu-s.^{14; 23}

- **1. Applying a 9-dimensional model:**

This model is empirically demonstrated here.

Neppe, on re-examining this data, proposed the most logical explanation. The Besant / Leadbeater work was based on the framework of three dimensions of space and a single moment in time, and an analysis at that level. We know now, based on TDVP, that we are existing in a 9-dimensional finite reality. So one has to explain this 9-dimensionally. In addition, consciousness -- external, higher consciousness, possibly gimmel^{19; 30; 89; 140; 141; 142; 143} particularly -- is not within that 4-dimensional reality as virtually none of consciousness is just brain consciousness: There is far more than 3S-1t which has very little C for consciousness.^{144; 145; 146; 147} This means that such a factor as gimmel -- the third substance, which we know exists in everything, in every stable particle —has to be logical and linked up there.^{25; 30; 148; 149; 150} The hypothesis would be that the elements of life, which contain more gimmel, may be more closely related. And this absolutely fits. TDVP is a remarkable model involving 9 dimensions, gimmel, the infinite continuity, and higher consciousness – where consciousness might be gimmel or gimmel might be its vehicle.^{19; 26; 83; 89; 90; 91; 118; 127; 129; 139; 140; 141; 143}. This hypothesis is testable. One should be able to find a correction factor which would imply multidimensional consciousness such that the Standard Deviation (SD) and the Means of the 91 Elements should be almost exactly the same—e.g. within 0.05 for Mean and 1.0)(say) for SD. We would exclude the hydrogen analysis here as Hydrogen does not have a neutron, yet in 3 S-1t it dramatically corresponded at the start in Anu score of 18 with the Quantal unit score. We have tested this data empirically and found the data reflect even more remarkable correlations far, far closer: Mean = 0.0080 and SD = 0.0164.

Based on the proper statistical analysis below, our results reflect possibly the most profound scores in all of psi research given their longevity, their initial rejection as junk and their reanalysis^{131; 151} statistically. The results apparently far, far exceed the 6 sigma, (which approximates to 1 in a billion against chance when applying frequentist statistics) and cannot be easily accurately measure but it might be as rare as 1 in a billion-billion (10^{18})! This may be linked with the Besant consciousness techniques, too, as consciousness is fundamental at higher dimensions according to TDVP.

- **2. Conscious psychokinetic effects:**

One could argue that possibly 8% variation relates to consciousness inducing some kind of psychokinetic effect of speeding up the observation

and getting a smaller component. This was how Besant and Leadbeater perceived the process so that the data could be better observed.^{27; 30}

Consciousness then would be affecting change by psychokinetic methods (though at this point we cannot easily quantitate psychokinesis here or in psi research). There is data particularly in prayer on impacting change through consciousness with the work of Dossey and the unusual Leibovici retrospective study being uppermost^{152; 153; 154; 155; 156; 157; 158; 159} and a fundamental part of the calculus of distinctions^{78; 79; 160} that Close-Neppe use in TDVP are the distinction of impact¹⁰⁹. So there is empirical support for consciousness playing a role, but this may be in the context of the 9D TDVP model that includes extended higher consciousness that is not in 3S-t. However, the Besant et al analyses were from the *framework of 3S-1t observations though it might have been in higher dimensions*.

In summary, in the Neppe-Close model, there are possibly 3 dimensions of consciousness (not fully proven but some mathematical support), and these 3 are certainly located outside the 3S-1t domain (with possibly some slight intrusion). This means that the 9% variation can be explained by TRUE TDVP but it does not exclude Consciousness as having a major role.^{15; 65; 67; 68; 104; 109, Neppe, 2011 #125; 118; 145; 146; 147; 161}

In the TDVP model, information and or knowledge is structured in the consciousness: The knowledge about *anu*, number of *anu-s* in atoms of elements is already there in the consciousness. What Annie Besant and her coworkers have “seen” through the clairvoyance is actually the realization of this knowledge. This is a different system of acquiring the knowledge as compared to the modern scientific approach of reductionism which divides the object from the observer. In the spiritual approach, this difference between the observer and the object seems to disappear. The spiritual approach talks of an inbuilt interconnectivity of all subsystems in the Universe at all levels starting from smallest possible physical levels (and even beyond them) to the highest cosmological levels and the human consciousness and consciousness of all sentient beings.

Hence, the Besant model and TDVP model might lead to major reformulations of the classical physics 3S-1t paradigm: It is proven now that reductionist materialism involving only 3S-1t is refuted. It is proven now that some kind of extrasensory perception in the form of Quantal Remote Viewing exist and that introduces a whole new formulation of reality. And, of course, following on

several other demonstrations, we know that Triadic Dimensional Vortical Paradigm in the context of Triadic Rotational Units of Equivalence is proven and this provides further justification of it because TRUE quantum units of nucleons are mathematically demonstrated to correlate almost as perfectly as it could with the Quantal Remote Viewing of Besant and colleagues.

This research also has implications beyond the sciences including in philosophy where applying some Indian philosophies like Jainism and Theosophical thought requires rethinking as the Besant techniques were in general linked with these modes of altered states of awareness.

- **3. Isotopes:**

We could justifiably propose that the number of stable isotopes (generally of larger atomic weight than the original atomic mass of the predominant element) and their size difference could explain *small* variations in individual scores.¹⁶² This is so as Besant et al could be ‘viewing’ at times stable, extended half-life variants of the main elements and this might explain even the tiny variations in corrected anu scores from the TDVP TRUE QU nucleon scores: In Table 1B with the 9.0% correction, these are slight differences in the 6 more extreme elements but two are negative and four positive suggesting that the 9.0% may be the closest approximation one could get to—but this is outlier data and what is more cogent are the profound overall statistics.

Indeed, only a very rare element Tellurium (5.2%) with Xenon (4.1%), Silicon (-3.80%), and a largely unused element, Astatine (-3.66%) have the largest variation of scores. Uranium (2.66%) and Potassium (2.67%) are barely over an arbitrary 2.5% limit (1 in forty range). It is interesting that these have stable isotopes with larger atomic weight differences. But we don't think that isotopes are playing a major role as these figures are very small differences. Combining even these differences amongst the 6, the average difference is 1.2223%—a irrelevant aside. These reflect very small range outliers and we propose as an aside that these results might reflect on isotopes that are stable, have long half-lives and more frequent occurrence (which should correlate positively with half-life) for each element.

Examining the isotope hypothesis, there are six elements of 91 outside the 2.5% range and one of them is most distant at 5.2%. 4 are positively different with TDVP Quantal Units without electrons more, and 2 are negative with the adjusted 9% extra on Anu higher. *Tellurium* (Te, 52) is a very rare element but

at 5.20% has far the most variation in difference from all the elements Besant et al examined (and those were all that were available a century ago).

Interestingly, these figures are reflected by the atomic weights, with the more stable isotopic variations relating to atomic weight. Besant could conceivably occasionally have been looking at the more common, more stable isotopes, as well. Whereas this might explain minor 0.2% or 0.5% variations for those elements, they are not relevant to the whole with the 9% adjustment on 89 elements. We do not regard isotopes as anything but ‘noise’ in the tiny fluctuations we see.

- *Tellurium* (Te, 52) There are 39 known isotopes and 17 nuclear isomers of tellurium (^{52}Te), with atomic masses that range from 104 to 142. Of these, there are 8 stable isotopes and four are used in medical research. ^{129}Te has a half-life that is the longest namely 33.6 days.
- *Xenon* (Xe, 54) at 4.1034%, has seven stable *isotopes* and two very long-lived *isotopes*;
- *Silicon* (Si, 14) with a negative -3.8095% difference, has 23 known *isotopes*, with mass numbers ranging from 22 to 44. ^{14}Si (the most abundant *isotope*, at 92.23%), ^{29}Si (4.67%), and ^{30}Si (3.1%) are stable. The longest-lived radioisotope is ^{32}Si , which is produced by cosmic ray spallation of argon.
- *Astatine* (At, 85) with -3.3616% difference has 31 different isotopes and at least 3 with half-lives of 5.4, 7.2 and 8.1 hours.
- *Uranium* (U, 92) is the most naturally occurring stable element of U. This shows a 2.6116% difference. Uranium is composed of three major *isotopes*, *uranium-238* (99.2739–99.2752% natural abundance), *uranium-235* (0.7198–0.7202%), and *uranium-234* (0.0050–0.0059%) but Plutonium 239 and Radon 222 are well known. Uranium has some 15 isotopes and family members linked with ^{99}Tc as in magnetic resonance contrasts though it is clearly a different isotope though classified as similar.
- Finally, *Potassium* (19, K) at 2.667% difference, has 25 known *isotopes* from ^{33}K to ^{57}K , with unconfirmed detection of ^{59}K . Three *isotopes* occur naturally: stable ^{39}K (93.3%) and ^{41}K (6.7%).

We contrast this, examining some elements have little variation (<0.006). In essence, in face value analysis, it appears there would have been far fewer stable long-life isotopic choices for Besant et al to ‘clairvoyantly’ have perceived.

- For example, although there are nine known *isotopes of Helium* (2He) only Helium-3 (^3He) and Helium-4 (^4He) are stable;
- *Beryllium* (^4Be) has 12 known *isotopes*, but only one of these *isotopes* (^9Be) is stable and a primordial nuclide;
- Lithium (at 0.04) with 8 isotopes has only naturally occurring *Lithium* (^3Li) and is composed of two stable isotopes, Lithium-6 and Lithium-7, with the latter being far more abundant: about 92.5 percent of the atoms.
- Aluminum at 0.001 variation: *Aluminium* or *aluminum* (^{13}Al) has 22 known *isotopes* from ^{22}Al to ^{43}Al and 4 known isomers. Only ^{27}Al (stable *isotope*) and ^{26}Al (radioactive *isotope*, $t_{1/2} = 7.2 \times 10^5 \text{ y}$) occur naturally, however, ^{27}Al has a natural abundance of >99.9% and finally protactinium with 28 isotopes only has the three naturally occurring *isotopes* allow a standard atomic weight to be given.
- Twenty-nine *radioisotopes of protactinium* have been characterized, with the most stable being ^{231}Pa with a half-life of 32,760 years, ^{233}Pa with a half-life of 26.967 days, and ^{230}Pa with a half-life of 17.4 days.

This data may support the isotope hypothesis for the small variations but does not explain the need for the large 9.0% adaptation (e.g., the isotope hypothesis might at the extremes explain variations of 0.1% but not 9.0%).

• 4. Quanta problems:

Given that the data being analyzed is quantized, it may be possible that the exactness of the quantum units may not appear quantal, and possibly this explains any differences. But the extent of difference does not explain what is being measured. Moreover, we believe this not to be correct, as it doesn't work empirically and mathematically in TDVP because quantized information is quantized and also the Close-Neppe original estimates were very close ^{31; 78; 79; 160; 163} to integral figures. ²⁵

Quark mass has some standard error scores (very low) when even measured in the Large Hadron Collider and we regard our quantized TDVP data to be more accurate based on our demonstrable empirical successes in the quantal, macroreality and cosmological reality. ^{27; 30}

The largest integral change in the TDVP TRUE model is with the down-quark where 9.37 converts to 9. Neppe and Close empirically had to establish if these

figures were correct, but after working with them in many contexts for several years that conversion empirically appears correct. Without it and the associated gimme^{26; 89; 91; 118; 140; 141; 164} —the massless, energyless third substance that is necessarily in union with every single stable particle) atoms would simply fly away.^{25; 73}

We regard the integral data is likely correct and this is demonstrated by Planckian^{75; 165} quanta. Table 3 shows how Quark scores reflecting the integral aspects are relevant when normalized.^{27; 28; 30; 31} Additionally, the clairvoyant Besant data is not just compared with an operational mathematical score. This is so because TDVP scores are linked *exactly*, after normalization, to the Large Hadron Collider rest mass—energy equivalent scores of protons, neutrons, and electrons. Protons are 1836, neutrons are 1839, and electrons are 1 on both systems.^{27; 30}

Therefore, if demonstrated, as we do in this paper, this makes the Besant data empirically useful, not just a math exercise. Of course, it further reinforces TDVP, too.

In essence, the reason for the 9.0% correction being so precise is likely based on adjusting to a 9-dimensional perspective, including the key dimensions of consciousness. The specific 9.0% correction figure appears coincidental and unrelated to the 9-dimensional model. Nevertheless, six individual elements varied, though only slightly, in their results from the other elements. Though these variations are small (only 6 of the 91 elements even show a slight difference and that is between 2.5% and 5.2%). The differences could possibly be explained by stable long-life common isotopes that might have appeared during several ‘clairvoyant’ readings of the same element. Of these elements, two varied negatively (silicon at -3.8% and astatine at -3.36%) and four positively (tellurium at 5.2%, xenon at 4.1%; potassium at 2.66%; and uranium 92 at 2.6%). This suggests that 9.0% may be the closest approximation one could get to, as three element results are slightly too high and two are slightly too low. Another alternative explanation pertaining to the results not being quantal is discounted.

Non-integer estimates, however, are almost certainly incorrect, as everything in TDVP is quantized, and TDVP results have already been empirically demonstrated: TRUE calculations and exactly equal to the normalized LHC data with electrons as 1, protons as 1836 and neutrons as 1839.^{27; 28; 30} Effectively, the Mass-energy equivalence of normalized data in the CERN Large Hadron Collider demonstrates empirically and definitively that Triadic Rotational Units of Equivalence were correct.

These results reflect some remarkable data after analyzing the implications. TDVP allows for unification of the laws of nature, such that there is not ‘*quantum weirdness*’ Nobelist Feynman described¹⁶⁶. We perceive 3S-1t like a flat earth: this reflects the prototype common physicist training of the unawareness of the fact that we are dealing with quantum components that are more than 3S-1t; *and using 9D from a quantal point of view, the 50 contradictions and conundrums at a quantal level are explained in TDVP. Moreover, in TDVP, the same laws apply to the quantal, macro world and the cosmological world. And now with the Besant work re-recognized by Dr. Pokharna^{21; 22}, this extends to the psi world which some refer to as non-locality, but which we recognize is multidimensional reality and the infinite.* 63; 93; 94; 95; 96; 104; 121; 124; 167

Speculations that have been applied previously to other data

The 9% addition so profoundly reflects close results demonstrating the closeness of TDVP quantal nucleons (neutron plus protons) to the Besant data that it now appears that quantal clairvoyance is real whereas before this discovery the quantal clairvoyance results would have been without much empirical validation.

On the other hand, again the model of Triadic Dimensional Vortical Paradigm is proven based on empirical data. This would have been controversial empirical data, but the Besant et al work is now fraud-proof and statistically overwhelming. We can no longer disrespect psi research. This particular mechanism, ‘Clairvoyant Remote Viewing’ previously undescribed is now scientifically proven in the strongest possible terms.

The newest of the 10 psi protocols: Introducing Quantum Remote Viewing Clairvoyance: Chapter 8

Vernon M Neppe, Surendra Pokharna, Edward Close

There is solid scientific data^{131; 151; 168; 169} supporting the existence of psi phenomena.^{131; 170, 171; 172; 173; 174} There are 10 now that exceed 6 sigma (about 1 in a billion) of these the first six are more known and widely accepted.¹⁷⁵ Neppe has argued for their being nine protocols for many years.¹⁷⁶

In Figure 5, we list the nine different areas of psi research that reflect statistical probabilities against chance of 1 billion to one ('six sigma' data)^{131; 151; 169}. However, in this paper, we describe this unique subtype phenomenon, what one of the authors Neppe is now calling 'quantal clairvoyance'¹⁷⁷. So this would make a tenth area of 6 sigma psi, what Neppe is now calling 'quantal clairvoyance'. This then is a tenth protocol namely, *Quantal clairvoyance (quantal remote viewing)*.^{131; 151}

Figure 5: The Now Ten Six Sigma Protocols in Parapsychology

- 1.) *RV: Remote viewing*
- 2.) *REG: Random event generator*
- 3.) *Ganzfeld*
- 4.) *GCP: Global consciousness project*
- 5.) *Presentiment*
- 6.) *Backward precognition (Bem protocol)*

- 7.) *Survival*
- 8.) *Staring protocol*
- 9.) *Precognition*
- 10) *Quantal clairvoyance (quantal remote viewing)*

The Neppe-Close model Triadic Dimensional-Distinction Vortical Paradigm (TDVP)¹⁰⁹ has been recognized as the recently developed 'Universal Model Integrating Matter, Mind and Consciousness'²¹, in which this 'Theory of Everything' is described in their book *'Reality Begins with Consciousness: A*

paradigm shift that works’¹⁰⁹. This is important here because the Besant data described in this paper is almost completely correlated with this TDVP work. To clarify Neppe and Close have shown that TDVP is mathematically-proven and when you apply their mathematically proven 9-dimensional quantized finite reality with gimmel as the extra third substance, everything including quantum weirdness fits into place. The 50 odd dilemmas that cannot be explained by Quantum Physics all disappear. They point out that this is not a speculation as it is empirically demonstrated: TRUE calculations are exactly equal to the normalized LHC data with electrons as 1, protons as 1836 and neutrons as 1839.³⁰

The TDVP paradigm unifies the Laws of Nature: It solves not only the problems of ‘quantum weirdness’, of why the Life Elements are different, of how gimmel fits into Dark Matter and Dark Energy, of survival after death and ordropy (conservation of consciousness in the infinite continuity) and of meaningful evolution. This involves a single explanation, leading to the Laws of Nature being unified and a consequent *philosophical* model of Unified Monism being proposed based on the *science*. And the science behind it is frequently mathematics.^{178; 179}.

TDVP does not just use mathematical ‘operations’ because of the data relating to the Mass-energy equivalence normalized data in the CERN Large Hadron Collider.³⁰ All of this changes the whole: 4D experience is different from 9D finite with infinite existence. The puzzle analogy is a good one. We must fit all the pieces that we can do, not just 3S-1t. These results, therefore, are critically relevant now to the Besant Quantal Clairvoyance data discussed here because they then show not only correlations but relevance to empirical and mathematical truths. And most scientists practice 4D science not 9D science.¹⁸⁰

Neppe and Close point out that a complete theory of everything (TOE) must include all branches of knowledge which attempts to look for the Truth or the ultimate reality from various perspectives.¹⁰⁴ A main highlight of Triadic Dimensional Vortical Paradigm is that consciousness is as important as space, time, matter and energy.

In Triadic Dimensional Vortical Paradigm, vortices are treated as another important aspect of reality. Extra measurable dimensions, sometimes ordinal in nature, are key. TDVP also recognizes that ultimate finite reality is discrete and contained within a continuous infinite.^{18; 19; 25; 26; 27} The Quantal Clairvoyance requiring apparent multidimensionality (we cannot prove 9 specific dimensions but TDVP suggests it) adds to the picture as *Consciousness is more likely in dimensions 5 to 9* (e.g. 3 dimensional domain of 7-9) and so it also supports TDVP.

This relationship of higher dimensions with Consciousness appears to be very important and could account for the Besant et al visualizations by clairvoyance. Thus the multidimensional models with the 9% correction in Quantal Clairvoyance of Besant et al, might be fundamentally an application of appreciating information at different dimensional domains as in the TDVP 9 dimensional domain. We've already proposed an extended (higher) Consciousness.^{68; 147; 181}

All these may be pertinent in the Besant work because their counted data is discrete, and finite and 'visualized' *relative to the framework* of 3 dimensions of space in a moment in time (3S-1t). However, for legitimate comparisons with Triadic Dimensional Vortical Paradigm to be made, and also applying the likely finite reality, these should be in 9-dimensional descriptions. It's a reciprocal reinforcement! Quantal remote viewing clairvoyance (QRV) may be a critical mechanism for understanding TDVP, and TDVP may be a logical way to appreciate the mechanism by which QRV works.

TDVP model and definition of quantum units

In the TDVP model^{15; 16; 17}, finite nature is regarded as discrete and quantized at the fundamental level. Moreover, in Triadic Dimensional Vortical Paradigm, the infinite is a continuity and impinges the finite not only from the outside but at all levels including the so-called 'sub-quark'^{72; 182} (which likely does not exist, certainly, up till now). There is no data and the basis of dividing up an integral quantum contradicts TDVP and yet TDVP is mathematically and empirically proven.^{27; 28; 30; 31; 183}

On the other hand, below the level of the 'subquark', some would conceptualize 'gimmel'.^{91; 140; 141} More appropriately, 'gimmel'^{89; 90; 91}, which in TDVP^{15; 16; 17} likely reflects consciousness or its vehicle is not subquark or subquantal. Instead, we postulate, based on our scientific discoveries^{15; 16; 17}, that gimmel is in union with every stable particle. We argue that what we might regard as the 'subquantal' is not subquantal in physical location, but gimmel could reflect rotational movement as part of the vortices in 9-dimensional structures, and might have a relevance to infinite continuity being everywhere^{25; 87; 98; 100; 101}. These are deep concepts, and discussed elsewhere.^{91; 140; 141} Observations by Besant and her co-workers of anu-s or of equivalent particles were likely relative to the 3S-1t environment, and still would have limitations. We need not make everything observed in 3S-1t like anu-s into particles, particularly as vortical rotations may change the whole fabric of what we regard as particles or particulate as in the TDVP model.

Could it be that other models better account for the Besant data than TDVP does? We do not think so. However, one example would be the Quantum Field theories (QFTs),^{7; 184; 185} which involve three dimensional space in one time moment (the present) (3S-1t) but which were still discussed by Pokharna^{21; 22} in his original 3S-1t paper comparing the Besant data with TDVP. In QFT fields are more fundamental and they are expressed (mathematically) as collections of virtual particles which are not directly observable. They were created this way to resolve the theoretical contradictions that emerged from assuming a continuous field in the subatomic realm, though QFTs do assume continuous space and time. But that does not work when applying the discrete nature of reality¹⁰⁹ including the Besant data, particularly as one is dealing with a 9-dimensional comparison.^{1; 2}

Effectively, evaluation of data must not just be theoretical such as in the String and Superstring Theories where there is no proven data—hence they are called ‘theories’¹²⁶. Again we emphasize, TDVP is not a theory; it is a science based on validated mathematics and empirical equivalents even with the Mass-energy equivalence normalized data in the CERN Large Hadron Collider.^{27; 30} Moreover, not everything Besant et al perceived should be interpreted at face value: Just because they drew (two-dimensional) diagrams showing (what might be multidimensional) strings doesn't mean it equals the string-like phenomena of the String Theories. This point is made because physicist Stephen Phillips¹⁴, to his great credit, recognized in 1995 that the Besant Quantal Clairvoyance might be multidimensional and the only available application of multidimensionality at that time were the String Theories. There were certain commonalities (such as the diagram e.g. Figure 2, reflecting possibly ten whorls) but contradictions too, as the whorls appear to be vortical: In effect, vortices do not work in String Theories, but vortices based on the diagrams may, speculatively, be circular ‘strings.’

The claims made by Annie Besant and her coworkers are that they have seen basic constituents of matter that are parts of quarks through (quantal) clairvoyance^{1; 2}. The data appears to be overwhelming. They argued they were applying *anima siddhi* to the 91 fundamental elements of chemistry that were available at the time.

The (3S-1t initial) average percentage error of 10.94% found between the number of *anu* and the corresponding number of quantum units for 91 elements of the Periodic Table (as in Table 1A) strongly suggest that clairvoyance is a hard reality and the term coined as ‘micro-psi’^{14; 23} must be further investigated by scientists with an open mind. When the 9% correction plus removal of electrons are applied,

results like 1 in a trillion or higher against chance make the data factual and quantal clairvoyance / remote viewing proven!

As an aside as it's not discussed here, this study also strongly supports the age old concept of Jainism and Hinduism that knowledge is structured in the consciousness.^{22; 24} In Jainism, clairvoyance involves knowledge directly perceived by the human 'soul' and it does not require any sense organs or mind. It is not bound by the limitations of space and time and has innumerable varieties.^{22; 43; 186}

Key Summation to the Besant-Leadbeater-Neppe-Close TDVP correlation: Chapter 9

Vernon M Neppe, Surendra Pokharna, Edward Close

With the 9.0% correction and transition to multidimensionality (likely 9 dimensions but not proven in this paper), this article, with respect, becomes a major landmark. This analysis establishes the importance of consciousness, in this context psi, in potentially impacting reality.

Effectively, we argue that the Besant et al data can profoundly alter the world-view of materialists who regard everything in existence as products of the classical senses^{1; 2}. Not only does the Besant et al data powerfully argue against that product being the only way we can rationally handle data^{1; 2}, but it demonstrates the need for added dimensions to validate some data, and particularly the Triadic Rotational Units of Equivalence (TRUE) findings in Triadic Dimensional Vortical Paradigm (TDVP)^{18; 19; 25; 27; 83; 139}.

These results are particularly cogent because the findings of TRUE in TDVP have been demonstrated not only by mathematical operations where ultimately there appears to be a unification of reality (the quantal, macroworld, and cosmological universe all obey the same rules), but an empirical validation of TRUE by its definitive demonstration of the exact same normalized figures for the basic demonstrable particles (protons, electrons, neutrons)³⁰ in the Large Hadron Collider correlations. This list also includes numerous other empirical demonstrations based on data that already exists such as the Dark Matter and Dark Energy data^{90; 187} and mathematical demonstrations such as the existence of 9-dimensions^{32; 112; 113; 114; 164; 188; 189, Neppe, 2015 #1485} and of gimmel^{26; 89; 140; 141}, and the equations of life elements²⁵. TDVP and in this instance TRUE *has been proven* yet again.

The statistical analysis of the Annie Besant quantal remote clairvoyance data from a century ago is so definitive in its multidimensional correlation with Triadic Rotational Units of Equivalence (TRUE) of Triadic Dimensional Vortical Paradigm (TDVP) Quantum Units (of protons and neutrons) that it appears more statistically significant than any other study in the vast history of parapsychology. The statistics appear definitive: The Pearson R correlation coefficient, a parametric test comparing Quantum units in TRUE with the Anu-score (after

multidimensional correction) is almost unity at 0.9996. This kind of correlational figure possibly cannot be directly converted to a p value as it's so small and the statistics appear to run out of scores beyond one in a trillion or so! It could be e.g., one in 10^{-12} or even 10^{-18} . Of course, at that level, such figures are so small that their exactness becomes irrelevant. Some prior studies have had remarkable statistical scores against chance, with 9 in psi being 6-sigma (roughly one in a billion against chance). Of these the staring studies statistically were in the trillions^{190; 191}, and the Bem data^{192; 193; 194; 195} appears to be in the tens of billions.

However, statistically the Besant et al data¹ when compared with the Quantum Unit data of Triadic Rotational Units of Equivalence appears more powerful than any other ever reported about the statistics on *psi*. A correlation of 0.9996 over 91 elements is astonishing. This suggesting likely one in a billion-billion probability result. If the now 10 areas of data on different kinds of psi (adding to the previous 9^{131; 151}) reflect an underlying common thread, the Besant correlations in this paper adds to the overwhelming data that psi is definitely a phenomenon that exists, and likely has some kind of common mechanism.

Even more importantly, the data that distinguishes this study from all others in psi research might be that taking into account that this data was published a century ago, *fraud can be ruled out*. The other six-sigma studies were outstanding in methodology^{131; 151}, and certainly the research and researchers made them as leak-proof against other confounders as they could. But the trope that is always sung by pseudo-skeptics when all others fail is '*It must be fraud.*' In the Besant data, the information was published and available with the exact data up to a century before it was even regarded as relevant (until the TDVP derivations were published during this decade^{109; 117; 170; 176; 196; 197; 198; 199; 200; 201; 202}, the Besant data would have been regarded as inconceivable. This is because it did not match up with any known parameters, though physicist Phillips^{14; 23} and creative author Murphy^{97; 98} had certainly put up excellent ideas without the correlative material. Some psi studies have suffered from inappropriate attempts at discrediting. This Besant—TRUE data cannot. TRUE calculations can be repeated by anyone, and the published scores of Besant et al available for everyone to see for the past century.

As a consequence, *this specific result makes the Besant Anu—TDVP TRUE quantum unit data now proven*. Moreover, the Besant et al results add to the already accumulated list that the TDVP and TRUE models are proven. Moreover, the Besant data^{1; 2} reflect the spin-off of such information, and philosophically and scientifically refute the prevailing 3S-1t worldview that is prevalent in materialism.

References to the Besant et al studies: Chapter 10

Vernon M Neppe, Surendra Pokharna, Edward Close

1. Besant A, Leadbeater CW: *Occult Chemistry: Clairvoyant observations on the chemical elements*. Salt Lake City, UT: Project Gutenberg Ebook 2005; Ed Sinnett, A.P. (Original London: Theosophical Publishing House 1919), 1919
2. Besant A. Direct observation of atoms through clairvoyance. Direct Observation of Atoms through Clairvoyance. <http://chem125-oyc.webspace.yale.edu/125/history99/8Occult/OccultAtoms.html>. 1895 (reported by Besant 1919).
3. Jainist sutra: *Tattvartha Sutra*, ancient.
4. Close ER. From quarks to stars: blog. Retrieved November 25, 2016, <http://www.erclosetphysics.com/>. 2016.
5. Pauli O. Six different types of quarks. http://www.ehow.com/info_8248693_six-different-types-quarks.html. 2015.
6. Morisi S, Peinado E, Shimizu Y, et al.: Relating quarks and leptons without grand unification. *Physical Review D*, vol. 84, Issue 3, id. 036003 84: 3; 036003, 2011.
7. Duret Q, Machet B, Vysotsky MI: Mixing angles of quarks and leptons in quantum field theory. *The European Physical Journal C* 61: 2; 247-278, 2009.
8. Dosch HG: *Beyond the nanoworld: quarks, leptons, and gauge bosons*. Wellesley: Peters, 2008.
9. Gell-Mann M: Symmetries of baryons and mesons. *Physical Review (Nuclear Physics)* 125: 3; 1067–1084, 1962.
10. Gell-Mann M: *The Quark and the Jaguar: Adventures in the Simple and the Complex*. New York, NY: Henry Holt and Co., 1995.
11. Zweig G: An SU(3) model for strong interaction symmetry and its breaking II, in *Developments in the Quark Theory of Hadrons Volume 1 (1980 edition)*. Edited by Lichtenberg D, Rosen S. Nonantum, MA: Hadronic Press. pp. 22-101 1964.
12. Bohr H, Nielsen HB: Hadron production from a boiling quark soup: quark model predicting particle ratios in hadronic collisions. *Nuclear Physics B* 128: 2; 275, 1977.
13. Dossey L: Creativity: on intelligence, insight, and the cosmic soup. *Altern Ther Health Med* 6: 1; 12-17, 108-117, <http://www.ncbi.nlm.nih.gov/pubmed/10631815> 2000.

14. Phillips SM: *Extrasensory perception of quarks*. London, England: Theosophical Publishing House, 1995.
15. Neppe VM, Close ER: Applying consciousness, infinity and dimensionality creating a paradigm shift: introducing the triadic dimensional distinction vortical paradigm (TDVP). *Neuroquantology* 9: 3; 375-392, 2011.
16. Neppe VM, Close ER: TDVP: a paradigm shift that works —how the Triadic Dimensional Distinction Vortical Paradigm challenges conventional scientific thinking and explains reality. *Telicom* 27: 1; 24-42, 2014.
17. Neppe VM, Close ER: The Triadic Dimensional Distinction Vortical Paradigm (TDVP): The nine-dimensional finite spin metaparadigm embedded in the infinite *Dynamic International Journal of Exceptional Creative Achievement* 1401: 1401; 4001-4041, 2014.
18. Close ER, Neppe VM: The thirteenth conundrum: introducing an important new concept, TRUE units—Triadic Rotational Units of Equivalence. *IQNexus Journal* 7: 2; 60-71, 2015.
19. Close ER, Neppe VM: The TRUE unit: triadic rotational units of equivalence (TRUE) and the third form of reality: gimmel; applying the conveyance equation (Part 12). *IQNexus Journal* 7: 4; 55-65, 2015.
20. McBride JM. Occult Chemistry.
http://thenonist.com/index.php/thenonist/permalink/occult_chemistry/. 1999.
21. Pokharna SS, Kalra ML, Jain R, et al.: Clairvoyant observations of atoms and quarks support Jainism, ABLTS and TDVP models that knowledge is structured in the consciousness. *ISJS Transacrions* 3: 1. Jan-Mar; 23-44, 2019.
22. Pokharna SS, Bhandari N, Prajna SC: Jainism and the Theory of Everything (TOE). *Transactions of International School for Jain Studies II* 2 2. APRIL-JUNE; 1-11, 2018
23. Phillips SM: Extrasensory perception of subatomic particles I. Historical Evidence. *Journal of Scientific Exploration* 9: 4; 489- 525, 1995.
24. Pokharna S: *Is the modern science finally approaching Jainism? (original in Hindi)*. Ahmedabad: Jinendu, 2018, March 25.
25. Close ER, Neppe VM: Putting consciousness into the equations of science: the third form of reality (gimmel) and the “TRUE” units (Triadic Rotational Units of Equivalence) of quantum measurement *IQNexus Journal* 7: 4; 7-119, 2015.
26. Close ER, Neppe VM: Understanding TRUE units and gimmel as part of TDVP: chapter 7 *IQ Nexus Journal* 8: 4 — V6.122; 97-106, 2016.
27. Close ER, Neppe VM: Why TRUE units have to be correct: the mass in the proton: re-affirming the truth of Triadic Rotational Units of Equivalence. Chapter 6 *IQ Nexus Journal* 8: 4 —V6.122; 70-96, 2016.

28. Close ER, Neppe VM: The origin of mass: Section 5: In: Derivation and application of TRUE quantum calculus for the analysis of quantized reality. 2019, In submission.
29. Dousa M, Gibala P, Pekarek T: New approach of validation using internal normalization technique for quantification of related substances in raw material, intermediates and pharmaceutical substances by HPLC. *J Pharm Biomed Anal* 114: 133-138, <http://www.ncbi.nlm.nih.gov/pubmed/26037162> 2015.
30. Close ER, Neppe VM: Derivation and application of TRUE quantum calculus for the analysis of quantized reality, including empirically verifiable new approaches to mass, neutrons, protons, law of conservation of gimmel and TRUE, TDVP and Deuterium. 2019 In submission.
31. Close ER, Neppe VM: The problem of determining the mass of the neutron: Section 7: In: Derivation and application of TRUE quantum calculus for the analysis of quantized reality. 2018, In submission.
32. Close ER, Neppe VM: The Cabibbo mixing angle and other particle physics paradoxes solved by applying the TDVP multidimensional spin model. *IQNexus Journal* 14: 1; 13-50, 2014
33. Close ER, Neppe VM: Unifying particle physics and TDVP (Part 9). *IQNexus Journal* 7: 4; 41-44, 2015.
34. Patrignani C, (Particle Data Group: >100 authors): The review of particle physics. *Chin. Phys. C* 40, 100001, 2017 update, 2016
35. Schumm BA: *Deep down things: the breathtaking beauty of particle physics*. Baltimore: John Hopkins University Press, 2004.
36. Shifman M, Loffe BL: *The frontier of particle physics: Handbook of QCD*, Vol. 4. Singapore: World Scientific Publishing 2002.
37. Yagi K, Hatsuda T, Miake Y: *Quark-Gluon Plasma: From Big Bang to Little Bang: Cambridge monographs on particle physics, nuclear physics and cosmology. (Book 23)*. Cambridge, England: Cambridge University Press, 2008.
38. Neppe VM, Close ER: On Non-locality III: Dimensional Biopsychophysics. *Journal of Consciousness Exploration and Research* 6: 2; 103-111, 2015.
39. Neppe VM, Close ER: Perspective: dimensional biopsychophysics: approaching dimensions, infinity, meaning, and understanding spirituality and the laws of nature: Section 13. In Integrating spirituality into science: applying the Neppe-Close Triadic Dimensional Vortical Paradigm (TDVP). *IQNexus Journal* 10: 2; 71-77, 2018.
40. DeBold D. How to attain the Siddhis: The psychic and spiritual ‘attainments’ of yoga. All Things Psychic, www.allthingspsychic.com/howtoattainsiddhi.html. 2011.

41. Faivre A: Theosophy, in *The Encyclopedia of Religion*. Edited by Eliade M, Adams CJ. New York: Macmillan. 1987.
42. Neppe VM, Close ER: Unifying science and spirituality: Kabbalah And Jainism: Section 10. In Integrating spirituality into science: applying the Neppe-Close Triadic Dimensional Vortical Paradigm (TDVP). *IQNexus Journal* 10: 2; 52-60, 2018.
43. Pokharna SS: The modern science appears to be approaching towards Jainism: Strong evidence that direct knowledge through consciousness is possible. *Transactions of International School for Jain Studies II* 3: 1, in submission. 2019.
44. Pragma SC, Bhandari N, Kachhara NL: *Monograph on scientific perspectives of Jainism*. Ladnun, Rajasthan, India: Jain Vishwa Bharti Institute, 2017.
45. Jacobson S. The kabbalah of nutrition. Retrieved July 2011, http://www.chabad.org/parshah/article_cdo/aid/298378/jewish/The-Eastern-Colonists.htm. 2011.
46. Kaplan A: *Inner Space: Introduction to Kabbalah, Meditation and Prophecy*. New York, NY: Moznaim Publishing Corp, 1990.
47. Leet L: *The secret doctrine of the Kabbalah: Recovering the key to Hebraic sacred science*. New York: Simon and Schuster, 1999.
48. Neppe VM. Kabbalah, science, and spirituality with Vernon Neppe (YouTube). New Thinking Allowed, https://www.youtube.com/watch?v=AtMQdS8_Vck&t=2123s. 2018.
49. Neppe VM. Spirituality and science: Kabbalah and TDVP. Retrieved 18 July 2018.
50. Scholem G: *Kabbalah*. NYC, NY: Jewish Publication Society, 1974.
51. Wolf L: *Practical kabbalah*. New York: Three Rivers Press, 1999.
52. Close ER: *The book of Atma*. New York: Libra Publishers, 1977.
53. Devereux G: Extrasensory perception and psychoanalytic epistemology. In *Psychoanalysis and the Occult*. Edited by Devereux G. London: Souvenir Press. 1974.
54. Neppe VM: Extrasensory perception--an anachronism and anathema. *Journal of the Society for Psychical Research* 52: 798 Oct; 365-370, 1984.
55. Radin DI: *Entangled minds: extrasensory experiences in a quantum reality*. New York: Simon & Schuster (Paraview Pocket Books), 2006.
56. Stanford R: An experimentally testable model for spontaneous psi events. I. Extrasensory events. *Journal of the American Society for Psychical Research* 68: 34-57, 1974.
57. Neppe VM, Close ER: Esoteric non-local variants of delta (Part 10). *IQNexus Journal* 7: 3; 84-89, 2015.
58. Dossey L: *One mind* New York: Hay House, 2013.

59. Dossey L: Nonlocal mind: A (fairly) brief history of the term. *Explore (NY)* 11: 2; 89-101, 2015.
60. Clarke CJS: The nonlocality of mind. *Journal of Consciousness Studies* 2: 3; 231-240, 1995.
61. Schwartz SA: Nonlocality and exceptional experiences: a study of genius, religious epiphany, and the psychic. *Explore (NY)* 6: 4; 227-236, 2010.
62. Neppe VM: Reality, infinity, non-locality and relative dimensionality: Part 2, in The Science of reality: Is reality even definable? How the scientific model of the Triadic Dimensional Vortical Paradigm (TDVP) allows for the finite and the infinite. *IQ Nexus Journal* 11: 1, V5.22; 11-15, 2019.
63. Neppe VM, Close ER: Relative non-locality and the infinite, in *Reality begins with consciousness: a paradigm shift that works (5th Edition)*. Edited by. Seattle, WA: Brainvoyage.com. pp. 376-379 2014.
64. Neppe VM, Close ER: Section 2: Relative non-locality and psi. *IQNexus Journal* 7: 3; 52-97, 2015.
65. Neppe VM, Close ER: Relative non-locality - key features in consciousness research (seven part series). *Journal of Consciousness Exploration and Research* 6: 2; 90-139, 2015.
66. Schwartz SA, Dossey L: Nonlocality, intention, and observer effects in healing studies: laying a foundation for the future. *Explore (NY)* 6: 5; 295-307, <http://www.ncbi.nlm.nih.gov/pubmed/20832762> 2010.
67. Neppe VM, Close ER: Explaining consciousness: an EPIC re-examination (Part 2): the how, the what, the why and the where *Journal of Psychology and Clinical Psychiatry* 1: 00036: 6; 4-8, 2014.
68. Neppe VM, Close ER: Integrating aspects of the EPIC consciousness model (Part 3) *Journal of Psychology and Clinical Psychiatry* 1: 00036: 6; 8-14, 2014.
69. Sirag S-P: Why there are three fermion families. *Bulletin of the American Physics Society* 27: 1; 31, 1982.
70. Close ER: *Transcendental Physics*. Lincoln: I-Universe, 2000.
71. Besant A, Leadbeater CW: The Project Gutenberg Ebook of Occult Chemistry A. P. Sinnett (Editor), <http://gutenberg.readingroo.ms/1/6/0/5/16058/16058-h/16058-h.htm>. 2005.
72. Pokharna SS, Bhandari N, Kalra ML, et al.: *Quantitative Evidence of quarks, sub-quarks, dark matter and dark energy seen by Besant and coworkers through clairvoyance supported by TDVP model*, in Program and Abstracts 33rd Gujarat Science Congress B-48. pp. 72. L J Institute of Applied Sciences, Ahmedabad, India: 2019, February 2-3.
73. Close ER, Neppe VM: Introductory summary perspective on TRUE and gimmel (Part 1) in Putting consciousness into the equations of science: the Neppe V, Pokharna S, Close E. Besant- Quantal Clairvoyance. *IQNJ*. 2019, 11: 3, 5-72. 200706 V10.43

- third form of reality (gimmel) and the “TRUE” units (Triadic Rotational Units of Equivalence) of quantum measurement *IQNexus Journal* 7: 4; 8-15, 2015.
74. Einstein A: Explanation of the photoelectric effect with use of the quantum hypothesis of Planck: Concerning a heuristic point of view toward the emission and transformation of light. *Annalen der Physik* 17: 132-148, <http://einsteinpapers.press.princeton.edu/vol2-trans/100> 1905.
 75. Planck M: Max Planck: Scientific Autobiography and Other Papers, in. Edited by. New York: Harper pp. 33–34 (quotation) 1949.
 76. Heilbron JL: *The dilemmas of an upright man: Max Planck and the fortunes of German science*. Cambridge, MA: Harvard University Press., 2000.
 77. Anonymous. Planck scale. 2011, http://en.wikipedia.org/wiki/Planck_scale. 2011.
 78. Close ER, Neppe VM: Further implications: quantized reality and applying Close’s Calculus of Distinctions versus the Calculus of Newton(Part 19). *IQNexus Journal* 7: 4; 110-111, 2015.
 79. Close ER, Neppe VM: Understanding the calculus of distinctions and its role in TDVP: chapter 8 *IQ Nexus Journal* 8: 4 — V6.122; 107-114, 2016.
 80. Heilprin J: Higgs Boson Discovery Confirmed After Physicists Review Large Hadron Collider Data at CERN, *The Huffington Post*, 17 March, 2013.
 81. CERN. The Large Hadron Collider. <http://home.cern/topics/large-hadron-collider>. 2016.
 82. Close ER, Neppe VM: Translating fifteen mysteries of the universe: Nine dimensional mathematical models of finite reality, Part II. *Neuroquantology* 13: 3; 348-360, 2015.
 83. Close ER, Neppe VM: More questions answered on the elements, TRUE and gimmel (Part 17). *IQNexus Journal* 7: 4; 82-102, 2015.
 84. Neppe VM. The chess game from beyond the grave. https://www.youtube.com/watch?v=g1S6y1-Pz_w. 2016.
 85. Neppe VM: A detailed analysis of an important chess game: revisiting ‘Maróczy versus Korchnoi’. *Journal Soc. Psychical Research* 71: 3; 129-147, 2007.
 86. Neppe VM: The Rosemary xenoglossy. *Psi* 1: 2; 5-6, 1979.
 87. Klein A: Personal communication to VMNeppe. Seattle and Israel: 2011.
 88. Klein A: *Toward a new subquantum integration approach to sentient reality (unpublished)*, in. pp. 1-40. Israel: 2010.
 89. Close ER, Neppe VM: Speculations on the “God matrix”: The third form of reality (gimmel) and the refutation of materialism and on gluons. *World Institute for Scientific Exploration (WISE) Journal* 4: 4; 3-30, 2015.

90. Neppe VM, Close ER: The fourteenth conundrum: Applying the proportions of Gimmel to Triadic Rotational Units of Equivalence compared to the proportions of dark matter plus dark energy: Speculations in cosmology. *IQNexus Journal* 7: 2; 72-73, 2015.
91. Neppe VM, Close ER: Key ideas: the third substance, gimmel and the God matrix. Part 1. *World Institute for Scientific Exploration (WISE) Journal* 4: 4; 3-4, 2015.
92. Neppe VM: Meaningful Evolution ('ME'): Triadic Dimensional Vortical Paradigm (TDVP) And Consciousness: A Refutation Of Darwinian Evolution ('DE') and a scientific addition or alternative to Intelligent Design ('ID'): Part 3 In Meaningful Evolution, abiogenesis and life solved through gimmel: Translating from the infinite continuity to the discrete finite by applying the Neppe-Close Triadic Dimensional Vortical Paradigm (TDVP) *IQNexus Journal* 11: 2; 20-25, 2019.
93. Neppe VM, Close ER: The discrete finite contained in the continuous infinite: some speculations (Part 13C). *IQNexus Journal* 7: 3; 120-122, 2015.
94. Neppe VM, Close ER: The infinite (Part 13B). *IQNexus Journal* 7: 3; 117-120, 2015.
95. Neppe VMC, Edward R.: The infinite-finite boundary. *Dynamic International Journal of Exceptional Creative Achievement* 1204: 1204; 2170-2179, 2012.
96. Neppe VM, Close ER: The Infinite: essence, life and ordropy *Dynamic International Journal of Exceptional Creative Achievement* 1204: 1204; 2159-2169, 2012.
97. Murphy BD: *Science meets spirituality*. <http://brendandmurphy.com>: ebook, 2018.
98. Murphy B: The amazing story of the clairvoyants who observed atoms, *New Dawn Special Issue*. <https://www.newdawnmagazine.com/articles/the-amazing-story-of-the-clairvoyants-who-observed-atoms> p 4; 2012.
99. Brax P. The supermoduli space of Matrix String Theory. 2011, <http://cdsweb.cern.ch/record/411941/files/9912103.pdf>. 2011.
100. Schwarz P. The official string theory website: Basics. <http://www.superstringtheory.com/basics/index.html> and <http://www.superstringtheory.com/forum>. 2003
101. Kiritsis E: *String theory in a nutshell*. Princeton: Princeton University Press, 2007.
102. Figueroa-O'Farrill JM. String theory in a nutshell. <http://www.strings.ph.qmw.ac.uk/WhatIs/Nutshell.html>. 2003.
103. Duff MJ: The theory formerly known as strings, *Scientific American*; February, 1998.

104. Neppe VM, Close ER: A proposed Theory of Everything that works: How the Neppe-Close Triadic Dimensional Distinction Vortical Paradigm (TDVP) model provides a metaparadigm by applying nine-dimensional finite spin space, time and consciousness substrates and the transfinite embedded in the infinite producing a unified reality. *IQNexus Journal* 16: 3; 1-54, 2014.
105. Neppe VM: *Vortex pluralism*, in American Philosophical Association: The Society for the Anthropology of Consciousness. Seattle, WA: 1996.
106. Neppe VM: Vortex N-dimensionalism: a philosophical–scientific paradigm and alternative to mind-body theories. Seattle, WA, USA: 2003.
107. Neppe VM: Vortex n-dimensional pluralism: scientific empiricism, the heuristic approach and natural law. Seattle, WA, USA: 2003.
108. Neppe VM. Vortex pluralism: a new philosophical perspective. http://www.pni.org/philosophy/vortex_pluralism.shtml/. 1997.
109. Neppe VM, Close ER: *Reality begins with consciousness: a paradigm shift that works (5th Edition)* Fifth Edition. Seattle: Brainvoyage.com, 2014.
110. Neppe VM: *Innovative Psychopharmacotherapy* Revised 1st edit (1st edition 1989) Edition. New York: Raven Press, 1990.
111. Neppe VM: *Cry the beloved mind: a voyage of hope*. Seattle: Brainquest Press 1999.
112. Close ER, Neppe VM: Support for the hypothesis of a 9-dimensional spin finite reality model (Part 7). *IQNexus Journal* 7: 4; 33-35, 2015.
113. Close ER, Neppe VM: The sixth conundrum: theoretical knowledge on deriving the Cabibbo angle. *IQNexus Journal* 7: 2; 39-40, 2015.
114. Close ER, Neppe VM: The seventh conundrum: the mathematical derivation of the Cabibbo mixing angle in fermions. *IQNexus Journal* 7: 2; 41-43, 2015.
115. Neppe VM, Close ER: The Cabibbo mixing angle (CMA) derivation: Is our mathematical derivation of the Cabibbo spin mixing angle (CSMA) equivalent? *IQNexus Journal* 7: 4; 120-128, 2015.
116. Neppe V, Close ER: Beyond Physical Life How ‘TDVP’ (Triadic Dimensional Distinction Vortical Paradigm) explains survival after bodily death. *J. Spiritual and Consciousness Studies* 40: 1; 42-62, 2017.
117. Neppe VM, Close ER: Reality begins with consciousness: Survival and life itself —Is there a how? *Proceedings of 2013 Conference Academy for Spiritual and Consciousness Studies.*: 1-17, 2013.
118. Neppe VM, Close ER: The gimmel pairing: Consciousness and energy and life (Part 13D). *IQNexus Journal* 7: 3; 122-126, 2015.
119. Neppe VM, Close ER: TDVP and life tracks: Speculations that fit the model (Part 13F). *IQNexus Journal* 7: 3; 129-130, 2015.

120. Neppe VM, Close ER: TDVP propositions on survival and life (Part 13G). *IQNexus Journal* 7: 3; 130-133, 2015.
121. Close ER: *Infinite continuity: a theory integrating relativity and quantum physics*. Los Angeles: Paradigm Press, 1990.
122. Neppe VM: Building reality from infinite continuity—speculations: Part 4, in The Science of reality: Is reality even definable? How the scientific model of the Triadic Dimensional Vortical Paradigm (TDVP) allows for the finite and the infinite. *IQ Nexus Journal* 11: 1, V5.22; 28-37, 2019.
123. Neppe VM: Key Triadic Dimensional Vortical Paradigm (TDVP) and Lower Dimensional Feasibility, Absent Falsification (LFAF) concepts linked with meaningful evolution: Part 4. In Meaningful Evolution, abiogenesis and life solved through gimmel: Translating from the infinite continuity to the discrete finite by applying the Neppe-Close Triadic Dimensional Vortical Paradigm (TDVP). *IQNexus Journal* 11: 2; 26-38, 2019.
124. Neppe VM: Perspective: why ‘meaningful evolution’ is a formidable model of evolution: Part 8. In Meaningful Evolution, abiogenesis and life solved through gimmel: Translating from the infinite continuity to the discrete finite by applying the Neppe-Close Triadic Dimensional Vortical Paradigm (TDVP). *IQNexus Journal* 11: 2; 62-76, 2019.
125. Neppe VM, with Close ER: Meaningful Evolution, abiogenesis and life solved through gimmel: Translating from the infinite continuity to the discrete finite by applying the Neppe-Close Triadic Dimensional Vortical Paradigm (TDVP). *IQNexus Journal* 11: 2; 5-76, 2019.
126. Morgart E: The theory of everything has nine dimensions: The sparkling diamond and the quanta jewel turn quantum physics and the nine-pronged world of consciousness— on its ear. *USA Today Magazine*: 1 (January); 66-68, 2014.
127. Close ER, Neppe VM: Preliminary ideas on gimmel that need confirmation. Part 4. *World Institute for Scientific Exploration (WISE) Journal* 4: 4; 18-20, 2015.
128. Close ER, Neppe VM: Hydrogen and the elements of the periodic table: applying gimmel (Part 13). *IQNexus Journal* 7: 4; 66-69, 2015.
129. Close ER, Neppe VM: Empirical exploration of the third substance, gimmel in particle physics (Part 10). *IQNexus Journal* 7: 4; 45-47, 2015.
130. Klein A: *The polidimensional holistic model (unpublished; based on abstract of 1993 / 1995)* in. pp. 1-32. Tel Aviv, Israel: 2012
131. Neppe VM, Close ER: Explaining psi phenomena by applying TDVP principles: A preliminary analysis *IQNexus Journal* 7: 3; 7-129, 2015.
132. Neppe VM: Double blind studies in Medicine: perfection or imperfection? *Telicom* 20: 6 (Nov. -Dec); 13-23., 2007.

133. Schneider R, Binder M, Walach H: Examining the role of neutral versus personal experimenter-participant interactions: An EDA-DMILS experiment. *Journal of Parapsychology* 64: 2; 181-194, 2000.
134. Schmeidler GR: Psi-conducive experimenters and psi-permissive ones. *European Journal of Parapsychology* 13: 83-94, 1997.
135. Smith MD: The role of the experimenter in parapsychological research. *Journal of Consciousness Studies* 10: 6-7; 69-84, 2003.
136. Neppe VM: The experimenter effect in medical research. *South African Medical J* 62: 3; 81, 1982.
137. Rosenthal R: On the social psychology of the psychological experiment: The experimenter's hypothesis as unintended determinant of experimental results. *American Scientist* 51: 268-283, 1963.
138. Close ER, Neppe VM: Translating fifteen mysteries of the universe by applying a nine dimensional spinning model of finite reality: A perspective, the standard model and TDVP. Part 1. *Neuroquantology* 13: 2; 205-217, 2015.
139. Close ER, Neppe VM: Summary and conclusion gimmel, TRUE and the structure of reality (Part 20). *IQNexus Journal* 7: 4; 112-114, 2015.
140. Neppe VM, Close ER: Wondrous gimmel: Section 8. In Integrating spirituality into science: applying the Neppe-Close Triadic Dimensional Vortical Paradigm (TDVP). *IQNexus Journal* 10: 2; 42-47 2018.
141. Neppe VM. Understanding Gimmel with Vernon Neppe. (YouTube). New Thinking Allowed, <https://www.youtube.com/watch?v=RhV96ShsIU4>. 2018.
142. Neppe VM, Close ER: Speculations about gimmel Part 5. *World Institute for Scientific Exploration (WISE) Journal* 4: 4; 21-26, 2015.
143. Neppe VM, Close ER: Relative and dynamic psi, and gimmel: The non-local variants (Part 9). *IQNexus Journal* 7: 3; 74-83, 2015.
144. Neppe VM, Close ER: Consciousness: A brief voyage linked with psi and “non-locality” (Part 7). *IQNexus Journal* 7: 3; 65-67, 2015.
145. Neppe VM, Close ER: Re-examining the consciousness concept (Part 1) *Journal of Psychology and Clinical Psychiatry* 1: 00036: 6; 1-4, 2014.
146. Neppe VM, Close ER: Relative Non-locality - Key features in Consciousness Research - On Non-locality VII: References cited in non-locality I, II, II, IV, V & VI. *Journal of Consciousness Exploration and Research* 6: 2; 135-139, 2015.
147. Neppe VM, Close ER: EPIC consciousness: A pertinent new unification of an important concept. *Journal of Psychology and Clinical Psychiatry* 1: 00036: 6; 1-14, 2014.

148. Neppe VM, Close ER: On Non-locality II: Quantum physics and non-locality. *Journal of Consciousness Exploration and Research* 6: 2; 97-102, 2015.
149. Close ER, Neppe VM: Unifying quantum physics and relativity (Part 8). *IQNexus Journal* 7: 4; 36-40, 2015.
150. Neppe VM, Close ER: Quantum probability wave collapse or superposition is explained by vortical indivision (Part 12C). *IQNexus Journal* 7: 3; 113, 2015.
151. Neppe VM, Close ER: Statistical demonstrations of psi. (Part 2). *IQNexus Journal* 7: 3; 18-32, 2015.
152. Dossey L: Prayer, medicine, and science: the new dialogue [see comments]. *J Health Care Chaplain* 7: 1-2; 7-37, 1998.
153. Galishoff ML: God, prayer, and coronary care unit outcomes: faith vs works? *Arch Intern Med* 160: 12; 1877; author reply 1877-1878, http://www.ncbi.nlm.nih.gov/entrez/query.fcgi?cmd=Retrieve&db=PubMed&dopt=Citation&list_uids=10871998 2000.
154. Fish S: Can research prove that God answers prayer? *J Christ Nurs* 12: 1; 24-27, 46, http://www.ncbi.nlm.nih.gov/entrez/query.fcgi?cmd=Retrieve&db=PubMed&dopt=Citation&list_uids=7650598 1995.
155. Collipp PJ: The efficacy of prayer: a triple-blind study. *Med Times* 97: 5; 201-204, http://www.ncbi.nlm.nih.gov/entrez/query.fcgi?cmd=Retrieve&db=PubMed&dopt=Citation&list_uids=5786487 1969.
156. Dossey L: Prayer, medicine, and science: the new dialogue. *J Health Care Chaplain* 7: 1-2; 7-37, <http://www.ncbi.nlm.nih.gov/pubmed/10178239> 1998.
157. Dossey L: The return of prayer. *Altern Ther Health Med* 3: 6; 10-17, 113-120, <http://www.ncbi.nlm.nih.gov/pubmed/9375420> 1997.
158. Dossey L, Hufford DJ: Are prayer experiments legitimate? Twenty criticisms. *Explore (NY)* 1: 2; 109-117, <http://www.ncbi.nlm.nih.gov/pubmed/16781511> 2005.
159. Leibovici L: Effects of remote, retroactive intercessory prayer on outcomes in patients with bloodstream infection: Randomised controlled trial. *British Medical Journal* 323: 1450-1451, 2001.
160. Close ER, Neppe VM: The Calculus of Distinctions: A workable mathematicologic model across dimensions and consciousness. *Dynamic International Journal of Exceptional Creative Achievement* 1210: 1210; 2387 -2397, 2012.
161. Neppe VM, Close ER: The concept of relative non-locality: Theoretical implications in consciousness research. *Explore (NY): The Journal of Neppe V, Pokharna S, Close E. Besant- Quantal Clairvoyance. IQNJ. 2019, 11: 3, 5-72. 200706 V10.43*

- Science and Healing* 11: 2; 102-108,
[http://www.explorejournal.com/article/S1550-8307\(14\)00233-X/pdf](http://www.explorejournal.com/article/S1550-8307(14)00233-X/pdf) 2015.
162. Wolfram Mathematica: Isotopes (Stable) for all the elements in the Periodic Table. Urbana, IL: Mathematica's ElementData function from Wolfram Research, Inc., <https://periodictable.com/Properties/A/StableIsotopes.html>. 2019 accessed.
 163. Close ER, Neppe VM: Why a new calculus with quantum equivalence units is needed: Section 2: In: Derivation and application of TRUE quantum calculus for the analysis of quantized reality. 2018, In submission.
 164. Neppe VM, Close ER: Moving to the 9-D reality and gimmel: Part 2. In Does the Triadic Dimensional Vortical Paradigm (TDVP) alter the landscape from 4D science to 9D science?. *IQ Nexus Journal* 10: 3, v5.15; 16-20, 2018.
 165. Planck M: On the law of distribution of energy in the normal spectrum. *Annalen der Physik* 4: 3; 553. Bibcode:1901AnP.1309.1553P. doi:1910.1002/and p.19013090310, 1901.
 166. Feynman RP (ed.). *The Feynman lectures on physics*. USA, Addison-Wesley, 1965.
 167. Neppe VM, Close ER: Special concepts in the finite and infinite anomalous process (Part 13). *IQNexus Journal* 7: 3; 114-122, 2015.
 168. Neppe VM, Close ER: Revisiting TDVP: Can we use it to explain psi? (Part 4). *IQNexus Journal* 7: 3; 43-51, 2015.
 169. Neppe VM: Six sigma protocols, survival / superpsi and meta-analysis. Accessed Jan 9 Accessed; 2011.
 170. Neppe VM, Close ER: *Reality Begins with Consciousness (RBC)—Key Features* 1st Edition. Seattle, WA: Brainvoyage.com, 2013.
 171. Neppe VM, Close ER: Psi, information, and altered states (Part 13E). *IQNexus Journal* 7: 3; 126-129, 2015.
 172. Neppe VM, Close ER: What is psi and how should we explain it? (Part 1). *IQNexus Journal* 7: 3; 11-17, 2015.
 173. Neppe VM, Close ER: Section 1: Psi and TDVP. *IQNexus Journal* 7: 3; 11-51, 2015.
 174. Neppe VM, Close ER: Explaining psi phenomena by applying TDVP principles: A preliminary analysis: Priority Perspective *IQNexus Journal* 7: 3; 7-10, 2015.
 175. Schwartz SA: Six protocols, neuroscience, and near death: An emerging paradigm incorporating nonlocal consciousness. *Explore (NY): The Journal of Science and Healing* 11: 4; 10.1016/j.explore.2015.1004.1010, 2015, April.
 176. Neppe VM, Close ER: *Reality begins with consciousness: a paradigm shift that works (First Edition)* 1 Edition. Seattle: Brainvoyage.com, 2012.
- Neppe V, Pokharna S, Close E. Besant- Quantal Clairvoyance. *IQNJ*. 2019, 11: 3, 5-72. 200706 V10.43

177. Neppe VM: *Quantal clairvoyance*, in. Seattle: SCERS lecture 2019, 6 August
178. Neppe VM, Close ER: Does the Triadic Dimensional Vortical Paradigm (TDVP) alter the landscape from 4D science to 9D science? The controversy of conventional scientific materialism versus integrating multidimensionality, the infinite and consciousness. *IQ Nexus Journal* 10: 3, v6.23; 7-46, 2018.
179. Neppe VM, with Close ER: The need to refute: Why the Triadic Dimensional Vortical Paradigm (TDVP) entails far more than the Standard Model of Physics: 4D experience is far less than our 9D+ existence. *IQNexus Journal* 4: 1 V9.0i; 47-78, 2018.
180. Pokharna SS, Kalra ML: *Extension of four dimensional Science to a nine dimensional science can provide a new comprehensive Theory of Everything (TOE) (poster)*, in 33rd Gujarat Science Congress Program and Abstracts. pp. 66. L J Institute of Applied Sciences, Ahmedabad, India: 2019, February 2-3.
181. Neppe VM: The empirical application of the concept of “Consciousness”: The clinical application of the theoretical “EPIC consciousness. Series The empirical application of the concept of “Consciousness”: The clinical application of the theoretical “EPIC consciousness <http://neuro.psychiatryonline.org/toc/jnp/27/2>. 2016.
182. Terazawa H: Subquark model of leptons and quarks. *Physical Review D* 22: 1; 184-199, 1980, 1 July.
183. Close ER, Neppe VM: Applying hydrogen-1 and deuterium: The origin of mass: Section 8: In: Derivation and application of TRUE quantum calculus for the analysis of quantized reality. 2018, In submission.
184. Zee A: *Quantum field theory in a nutshell*. Princeton: Princeton University Press, 2003.
185. Anonymous. Quantum field theory. 2011, http://en.wikipedia.org/wiki/Quantum_field_theory. 2011.
186. Pokharna SS, Prajna C: Jain concepts and TDVP model for the theory of Everything: Some remarkable parallels. *Transactions of International School for Jain Studies II*: 2, unpublished.
187. Neppe VM, Close ER: A data analysis preliminarily validates the new hypothesis that the atom 'contains' dark matter and dark energy: Dark matter correlates with gimmel in the atomic nucleus and dark energy with gimmel in electrons. *IQ Nexus Journal* 8: 3; 80-96, 2016.
188. Neppe VM, Close ER: Reality, 9 dimensions, and TDVP, Section 1. *IQ Nexus Journal* 9: 1; 8-16, 2017.

189. Close ER, Neppe VM: Fifteen mysteries of 9 dimensions: on Triadic Rotational Units of Equivalence and new directions, Part III. *Neuroquantology* 13: 4; 439-447, 2015.
190. Sheldrake R: The "sense of being stared at" does not depend on known sensory clues. *Riv Biol.* 93: 2; 237-257, 2000.
191. Sheldrake R: *The sense of being stared at: and other aspects of the extended mind*. New York: Crown, 2003.
192. Bem D, Tressoldi P, Rabeyron T, et al.: Feeling the future: A meta-analysis of 90 experiments on the anomalous anticipation of random future events
Series Feeling the future: A meta-analysis of 90 experiments on the anomalous anticipation of random future events
<http://f1000research.com/articles/4-1188/v1>. 2015
193. Bem DJ, Honorton C: Does psi exist? replicable evidence for an anomalous process of information transfer. *Psychological Bulletin* 115: 1; 4-18, 1994.
194. Bem DJ, Utts J, Johnson WO: Must psychologists change the way they analyze their data? A response to Wagenmakers, Wetzels, Borsboom, & Van der Maas (2011). *Journal of Personality and Social Psychology* 101: 4; 716-719, <http://dl.dropbox.com/u/8290411/ResponsetoWagenmakers.pdf>/ 2011 2011.
195. Bem D: Feeling the future: experimental evidence for anomalous retroactive influences on cognition and affect. *Journal of Personality and Social Psychology* 100: 3; 1-19, <http://caps.ucsf.edu/wordpress/wp-content/uploads/2011/02/bem2011.pdf> 2011.
196. Neppe VM, Close ER: *Reality begins with consciousness: a paradigm shift that works (3rd Edition)* Fourth Edition. Seattle: Brainvoyage.com, 2013.
197. Neppe VM, Close ER: *Reality begins with consciousness: a paradigm shift that works (Second Edition)* 1 Edition. Seattle: Brainvoyage.com, 2012.
198. Neppe VM, Close ER: Reality begins with consciousness revisited. *J. Parapsychology* 77: 2; 143-147, 2013.
199. Neppe VM, Close ER: *Reality Begins with Consciousness (RBC) — Glimpses and Glossary* 2nd Edition. Seattle, WA: Brainvoyage.com, 2014.
200. Neppe VM, Close ER: *Reality Begins with Consciousness (RBC)—Key Features* 2nd Edition. Seattle, WA: Brainvoyage.com, 2014.
201. Neppe VM, Close ER: *Reality Begins with Consciousness (RBC) — Glimpses and Glossary* 1st Edition. Seattle, WA: Brainvoyage.com, 2013.
202. Neppe VM, Close ER: *Reality begins with consciousness: a paradigm shift that works (4th Edition)* Fourth Edition. Seattle: Brainvoyage.com, 2013.